

NOISE CANCELLING HEADPHONE

WH301A



Mobile Phone Connection and Usage Instructions

1. Wired Connection

①: For the phone with a 3.5mm jack , directly connect to headphones with the 3.5mm audio cable.

(Note: Calling function and active noise cancellation are unavailable in wired mode)



②: For the phone without a 3.5mm jack, you can use an additional USB C to 3.5mm audio adapter or a lightning to 3.5mm audio adapter.

(Note: The audio adapter is not included, you need to purchase separately)



USB C to 3.5mm audio adapter



lightning to 3.5mm audio adapter

2. Bluetooth Connection

①: Press the multi-function button for 5 seconds until the red and blue lights flash alternately.

②: Turn on the Bluetooth on your phone and search for "WH301A" to connect.



<1m (3.3ft) Pairing range

Press and hold the multi-function button for 5 seconds



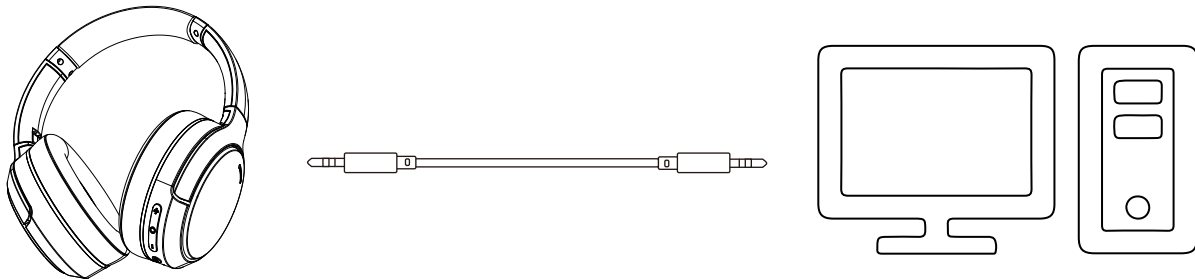


PC Connection and Usage Instructions

1. Wired Connection

①: For the computer with a 3.5mm jack, directly connect to headphones with the 3.5mm audio cable.

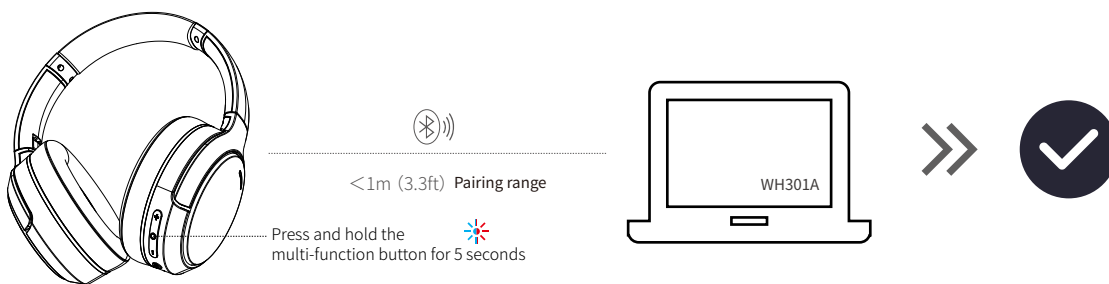
(Note: Calling function and active noise cancellation are unavailable in wired mode)



2. For the computer with Bluetooth Function

①: Press the multi-function button for 5 seconds until the red and blue lights flash alternately.


②: Turn on the Bluetooth on your computer and search for "WH301A" to connect.



3. For the computer without Bluetooth Function

①: An additional Bluetooth adapter is required for connectivity. The adapter can either have a USB plug or a 3.5mm plug.

(Note: The audio adapter is not included, you need to purchase separately)



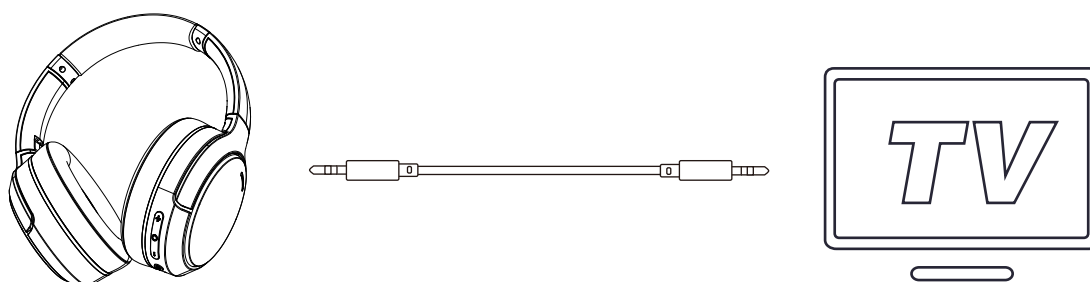


TV Connection and Usage Instructions

1. Wired Connection

①: For the TV with a 3.5mm jack, directly connect to headphones with the 3.5mm audio cable.

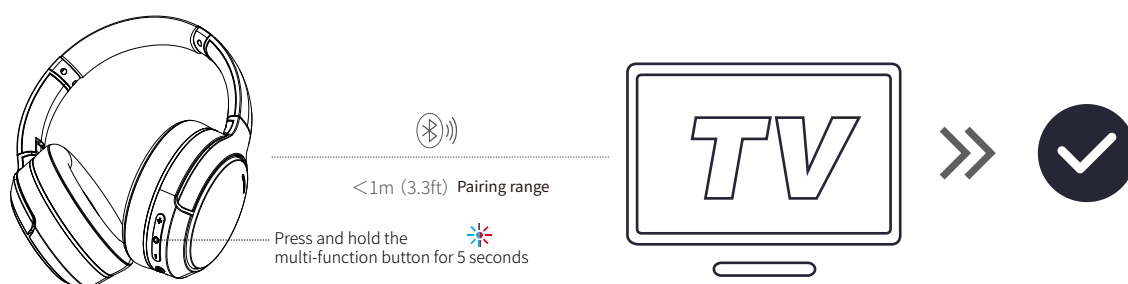
(Note: Calling function and active noise cancellation are unavailable in wired mode)



2. For the TV with Bluetooth Function

①: Press the multi-function button for 5 seconds until the red and blue lights flash alternately.

②: Turn on the Bluetooth on your TV and search for "WH301A" to connect.



3. For the TV without Bluetooth Function

①: An additional Bluetooth adapter is required for connectivity. The adapter can either have a USB plug or a 3.5mm plug.

(Note: The audio adapter is not included, you need to purchase separately)

