



WIRELESS BLUETOOTH®
HEADPHONES



MODEL: KTE-3002BK

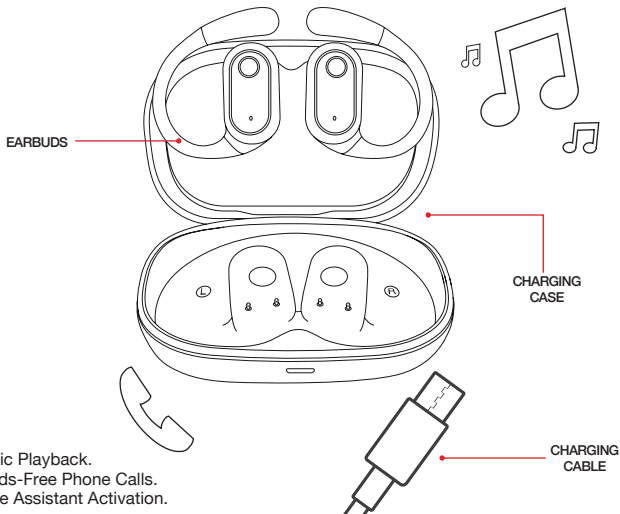
Please read the entire manual carefully before using the product for the first
time and keep it for future reference.

mitzu.com

WELCOME

Thank you for purchasing this **KAISER**[®] product. We are confident you will be very satisfied with its performance.

Package Contents:



USE

1. Music Playback.
2. Hands-Free Phone Calls.
3. Voice Assistant Activation.

NOTE: Before turning it on, please make sure the product's volume levels are at a minimum for the protection of the equipment and user.

BATTERY LIFE & CHARGING

7.5H

Earbuds + Case * With case completely charged to 100%.
7.5 hours of total playtime* * Case holds a single charge for earbuds.

NOTE: Before using the product for the first time, please verify that the earbuds and case are completely charged. Let the product charge for 2 hours before the first use, then the average charging time will be around 2 hours.

A Charging the case

When the charging case is low on battery, a red light will start flashing, then:

- Connect the USB Type-C cable to the charging case.
- Plug the cable into a compatible USB power source.
- A red indicator light will turn on while charging.
- When fully charged, the indicator light will turn off.

B Charging the earbuds

When the earbuds are low on battery, the LED light will start flashing every three minutes, then:

- Place the earbuds into the charging case.
- The LED indicators will light up while charging and turn off when fully charged.

NOTE: Do not charge the product with a power adapter higher than the recommended rating, as this may cause damage to the battery and product, rendering it inoperable.

TWS CONNECTION

- Take the Kaiser earbuds out of the charging case, these will automatically link together.
- If connection is successful, the earbuds' LED light will turn off.

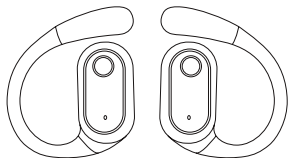
BLUETOOTH® PAIRING

- Remove both earbuds from the charging case. They will automatically power on and pair with each other.
- On your device, enable Bluetooth® and search for KTE-3002BK.
- Select the device to connect.
- Once connected, the LED indicators will turn off.

If pairing fails:

Place both earbuds back into the charging case. Remove them again and repeat the pairing process.

MULTIFUNCTION BUTTON



L

LEFT

R

RIGHT



CALL CONTROL



Press **once** to answer a call and press again to hang up.

VOICE ASSISTANT



Press **3 times** to activate the device's voice assistant.

TECHNICAL SPECIFICATIONS

FFC ID:

Power Supply (USB port): 5 Vcc / 1 A
Earbud Battery: 3.7 Vcc / 30 mAh
Charging Case Battery: 3.7 Vcc / 300 mAh
RF Frequency Band: 2402 MHz ~2408 MHz

PLAYBACK CONTROL



Press **once** to play or pause music.



Press **and hold** (2 seconds) the **right** earbud's multifunction button to play the next song.



Press **and hold** (2 seconds) the **left** earbud's multifunction button to play the previous song.



Press the **right** earbud's multifunction button **twice** to turn volume up.



Press the **left** earbud's multifunction button **twice** to turn volume down.

Driver size: 13 mm

Impedance: 16 Ω

Bluetooth® version: 5.4

Audio Frequency Response: 20 Hz ~ 20 KHz

Bluetooth® range: 33 ft

FCC COMPLIANCE STATEMENT

This device complies with Part 15 of the FCC Rules. Operation is subject to the following two conditions:

- (1) This device may not cause harmful interference, and*
- (2) this device must accept any interference received, including interference that may cause undesired operation.*

Changes or modifications not expressly approved by the party responsible for compliance could void the user's authority to operate the equipment.

Note: This equipment has been tested and found to comply with the limits for a Class B digital device, pursuant to part 15 of the FCC Rules. These limits are designed to provide reasonable protection against harmful interference in a residential installation. This equipment generates, uses and can radiate radio frequency energy and, if not installed and used in accordance with the instructions, may cause harmful interference to radio communications. However, there is no guarantee that interference will not occur in a particular installation. If this equipment does cause harmful interference to radio or television reception, which can be determined by turning the equipment off and on, the user is encouraged to try to correct the interference by one or more of the following measures:

- Reorient or relocate the receiving antenna.
- Increase the separation between the equipment and receiver.
- Connect the equipment into an outlet on a circuit different from that to which the receiver is connected.
- Consult the dealer or an experienced radio/TV technician for help.

This equipment complies with FCC radiation exposure limits set forth for an uncontrolled environment. The device can be used in portable exposure condition without restriction.

For questions regarding operation or compliance, contact:






MITZU GLOBAL, LLC

828 Hallmark Dr, Laredo, TX 78045, EE. UU.

contact@mitzu.com

+1 (956)740-7746

IMPORTANT

-  Avoid placing the headphones near water to prevent damage to the product's sound quality.
-  Do not attempt to open the device, as this may cause malfunction and cancel the warranty.
-  Performance will be affected in a magnetic environment.
-  Do not expose the product to temperatures below 14°F or above 140°F.
-  For safety reasons, do not use headphones in hazardous environments, while driving, or when performing activities that require your full attention.

Recommendations

It is recommended to fully charge the earphones every 3 months, as failure to do so may result in the headphones losing their charge completely.

When using the device, do not place any equipment within 30 cm of it.

This device does not have ventilation slots.

Do not place any sources of ignition, such as lit candles, on top of the device.

The device should not be exposed to dripping or splashing water, and objects filled with liquids, such as glasses, should not be placed on the device.

WARNING

The installed batteries should only be replaced by qualified personnel.

There is a risk of explosion if the battery is not replaced correctly.

Replace only with the same type or equivalent.

Batteries (installed) must not be exposed to excessive heat such as sunlight, fire, or similar.

This product contains small parts. Keep out of reach of infants and small children.

Not intended for children under 3 years of age.

This product must not be used by people (including children without adult supervision) with reduced physical, sensory, or mental capabilities, or who lack experience or knowledge in the use of such devices, unless they are under the supervision of a person responsible for their safety.

Children should be supervised to ensure they do not play with the device.

Listening at high volume levels for extended periods may cause permanent hearing damage.

Always start at a low volume and increase gradually.

Disposal Information

Do not dispose this product or its battery with household waste. Follow local regulations for electronic waste and battery recycling.