LAURASTAR SMART

SWISS ENGINEERING | DESIGN

QUICK USER GUIDE



READ SAFETY INSTRUCTION BEFORE USE

FR: Lire les consignes de sécurité avant utilisation **DE:** Lesen Sie vor der Verwendung die Sicherheitshinweise. **IT:** Leggere le istruzioni di sicurezza prima dell'uso **NL:** Lees de veiligheidsinstructies voor gebruik **ES:** Lea las instrucciones de seguridad antes de usar **PT:** Leia as instruções de segurança antes de usar **PL:** Przed użyciem przeczytaj instrukcję bezpieczeństwa **TR:** Kullanmadan önce güvenlik talimatlarını okuyun **RU:** Прочитайте инструкции по технике безопасности перед использованием **CHS:** 使用前请阅读安全说明 **CHT:** 使用前請閱讀安全說明 **KR:** 사용 전 안전 지침 읽기 **AR:** اقرأ تعليمات السلامة قبل الاستخدام **NO:** Les sikkerhetsinstruksjonene før bruk **DK:** Læs sikkerhedsinstruktionerne før brug **SV:** Läs säkerhetsanvisningarna före användning **FI:** Lue turvallisuusohjeet ennen käyttöä

1. CONTENT OF THE BOX



1. FR: Contenu de la boîte **DE:** Inhalt der Verpackung **IT:** Contenuto della scatola **NL:** Inhoud van de doos **ES:** Contenido de la caja **PT:** Conteúdo da caixa **PL:** Zawartość pudełka **TR:** Kutu içeriği **RU:** Содержимое коробки **CHS:** 包装盒内容 **CHT:** 盒子內容 **KR:** 상자 내용물 **AR:** محتوى الصندوق **NO:** Innholdet i boksen **DK:** Indholdet af æsken **SV:** Lådans innehåll **FI:** Laatikon sisältö

2. INSTALLATION

1

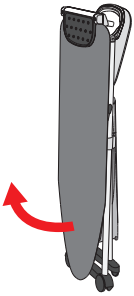

2



3



4



2. FR: Installation **DE:** Montage **IT:** Installazione **NL:** Installatie **ES:** Instalación **PT:** Instalação **PL:** Instalacja **TR:** Yükleme **RU:** Установка **CHS:** 安装 **CHT:** 安裝 **KR:** 설치 **AR:** تركيب **NO:** Installasjon **DK:** Installation **SV:** Installation **FI:** Asennus

2. INSTALLATION

5

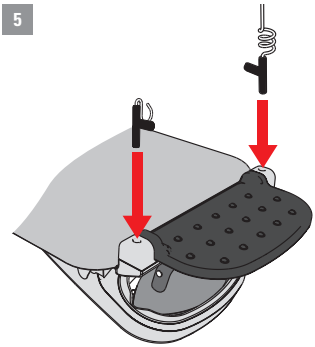

6

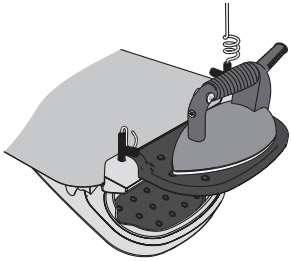

7

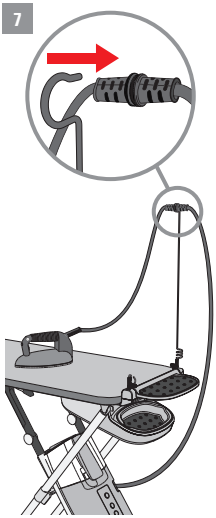



2. INSTALLATION

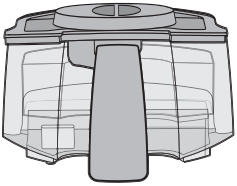

8

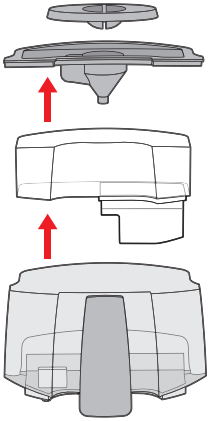

9



10

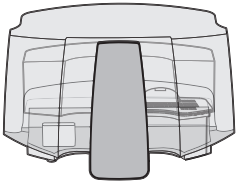

2. INSTALLATION

11

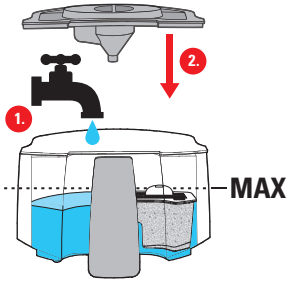

12

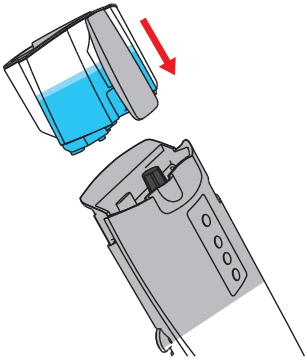

13

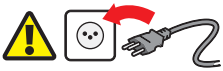

3. SWITCHING ON

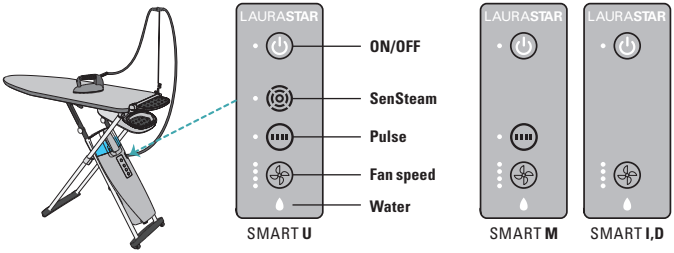

1



2



3



4



3. FR: Mise en marche **DE:** Einschalten **IT:** Accensione **NL:** Inschakelen **ES:** Encendido **PT:** Ligando **PL:** Włączenie **TR:** Açma **RU:** Включение **CHS:** 开启 **CHT:** 開啟 **KR:** 켜기 **AR:** التشغيل **NO:** Slå på **DK:** Tænder **SV:** Slå på **FI:** Käynnistäminen

4. USING THE FAN

1

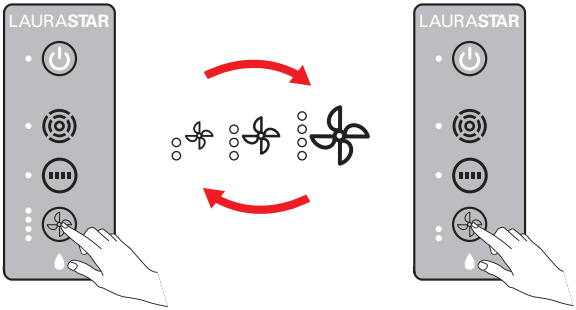

2

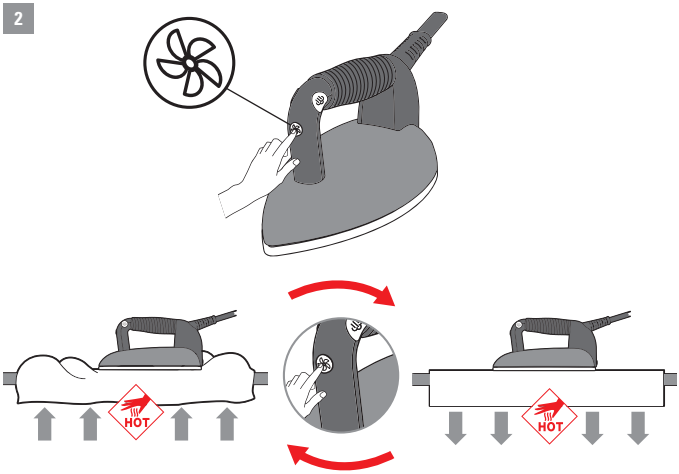

4. FR: Utilisation du ventilateur **DE:** Verwendung des Ventilators **IT:** Utilizzo della ventola **NL:** De ventilator gebruiken **ES:** Uso del ventilador **PT:** Usando o ventilador **PL:** Korzystanie z wentylatora **TR:** Fanın kullanımı **RU:** Использование вентилятора **CHS:** 使用鼓风吸风 **CHT:** 使用風扇 **KR:** 팬 사용 **AR:** استخدام المروحة **NO:** Bruk av viften **DK:** Brug af ventilatoren **SV:** Använda fläkten **FI:** Tuulettimen käyttö

5. IRONING

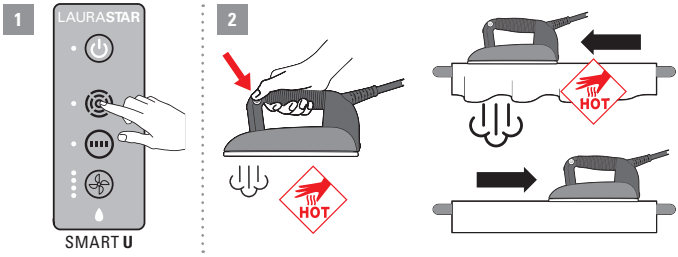

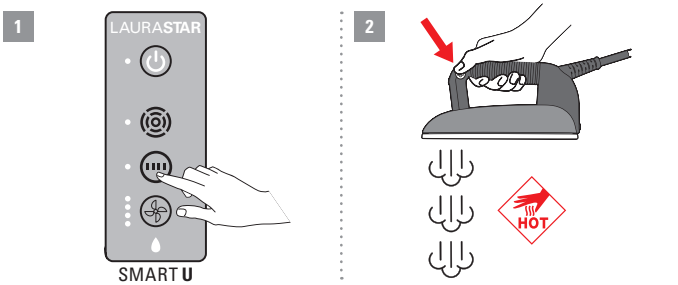

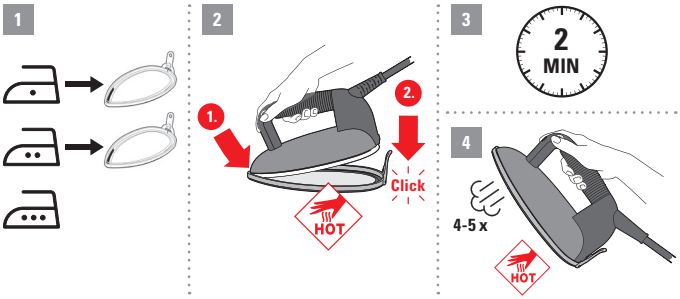

5. FR: Repassage **DE:** Bügeln **IT:** Stiratura **NL:** Strijken **ES:** Planchado y vaporizado **PT:** Engomar e vaporizar **PL:** Prasowanie i parowanie **TR:** Ütüleme ve Buhar **RU:** Гладить и отпаривать **CHS:** 熨烫和挂烫 **CHT:** 熨燙 **KR:** 다림질 **AR:** الكي بالبخار **NO:** Stryking **DK:** Strygning **SV:** Strykning **FI:** Silitys

6. REFILLING THE WATER TANK

1



2

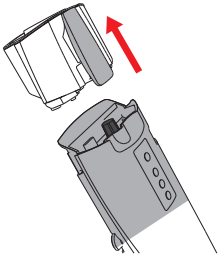

3

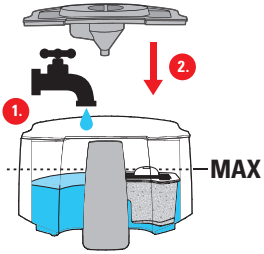

4

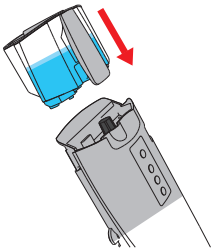

6. FR: Remplissage du réservoir d'eau **DE:** Nachfüllen des Wassertanks **IT:** Riempimento del serbatoio dell'acqua **NL:** Het waterreservoir bijvullen **ES:** Llenado del depósito de agua **PT:** Reabastecer o tanque de água **PL:** Napełnianie zbiornika na wodę **TR:** Su deposunun yeniden doldurulması **RU:** Повторное наполнение бака для воды **CHS:** 给水箱加水 **CHT:** 補充水箱 **KR:** 물 탱크 다시 채우기 **AR:** إعادة تعبئة خزان المياه **NO:** Påfylling av vanntanken **DK:** Genopfyldning af vandtanken **SV:** Påfyllning av vattentanken **FI:** Vesisäiliön täyttö

7. DRAINING

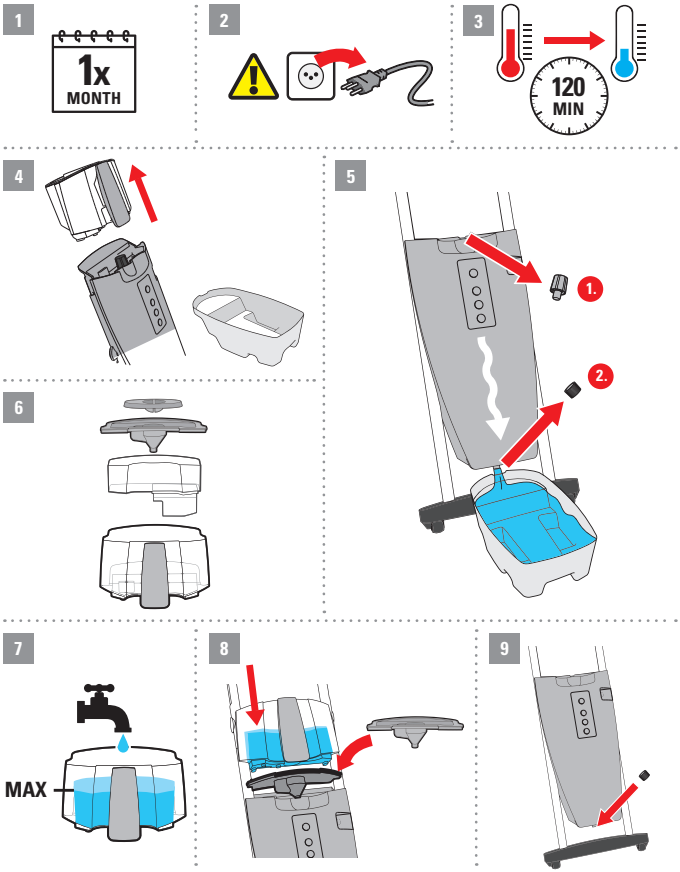

7. FR: Vidange **DE:** Entleeren **IT:** Svuotamento **NL:** Spoeling **ES:** Vaciado **PT:** Drenagem **PL:** Odprowadzanie wody **TR:** Boşaltma **RU:** Осушение **CHS:** 排水 **CHT:** 排水 **KR:** 배수 **AR:** التصريف **NO:** Tømming **DK:** Drenering **SV:** Dränering **FI:** Tyhjennys

8. CHANGING THE CARTRIDGE

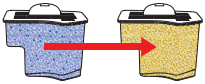

1

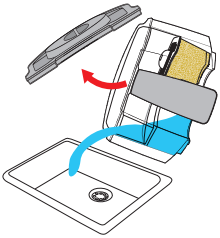

2

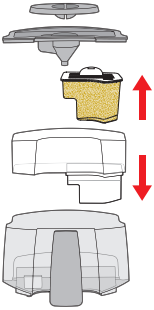

3



4



5

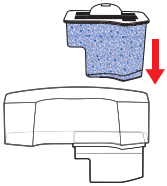

6

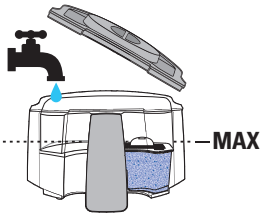

8. FR: Remplacement de la cartouche **DE:** Kartuschenwechsel **IT:** Sostituzione della cartuccia **NL:** Antikalkpatroon vervangen **ES:** Cambio de cartucho **PT:** Troca de cartucho **PL:** Zmiana kartridża **TR:** Kartuş değişimi **RU:** Замена картриджа **CHS:** 更换滤料 **CHT:** 墨盒更換 **KR:** 카트리지 교체 **AR:** تغيير الخرطوشة **NO:** Bytte av kassett **DK:** Patronskift **SV:** Patronbyte **FI:** Patruunan vaihto

9. DESCALING







1



2



3

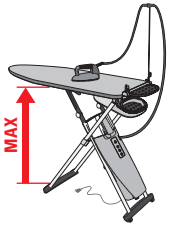

4

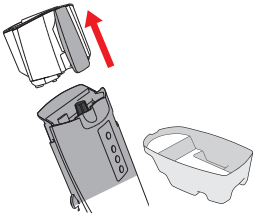

5

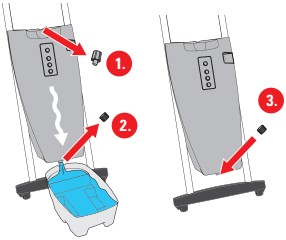

6

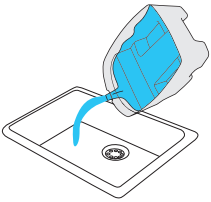

9. FR: Détartrage **DE:** Entkalken **IT:** Disincrostazione **NL:** Ontkalken **ES:** Descalcificación **PT:** Descalcificação **PL:** Odkamienianie **TR:** Kireç çözme **RU:** Удаление накипи **CHS:** 除垢 **CHT:** 去除垢 **KR:** 석회질 제거 **AR:** إزالة الترسبات **NO:** Avkalking **DK:** Afkalkning **SV:** Avkalkning **FI:** Kalkinpoisto

9. DESCALING

7

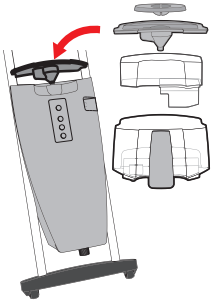

8



9

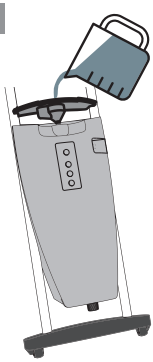

10



11

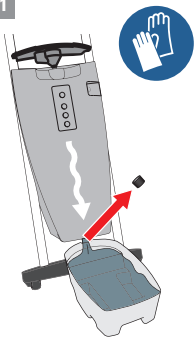

12

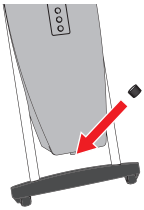

13

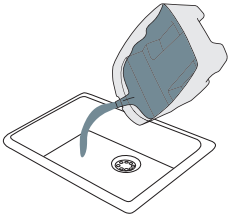

9. DESCALING

14



15



16

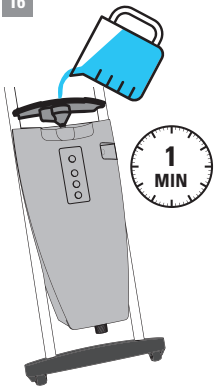

17

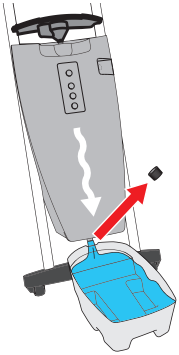

18

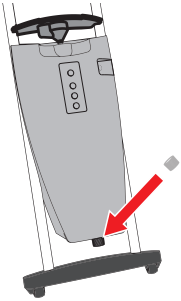

19

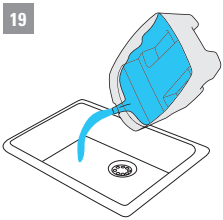

20

15 16 17 18 19



10. MAINTENANCE

1



2



3

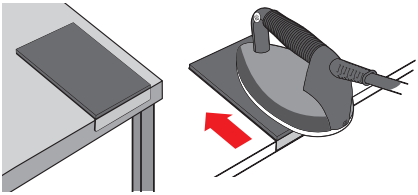

4

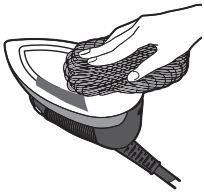

5

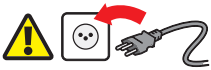

6



10. FR: Entretien **DE:** Wartung **IT:** Manutenzione **NL:** Onderhoud **ES:** Mantenimiento **PT:** Manutenção **PL:** Konserwacja **TR:** Bakım **RU:** Техническое обслуживание **CHS:** 维护 **CHT:** 保養 **KR:** 유지 보수 **AR:** صيانة **NO:** Vedlikehold **DK:** Opretholdelse **SV:** Underhåll **FI:** Huolto

11. STORAGE

1

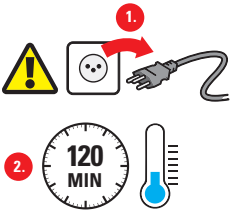

2



3

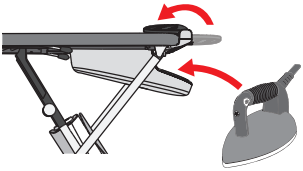

4

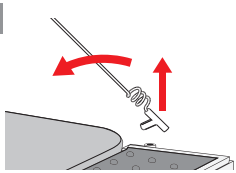

5

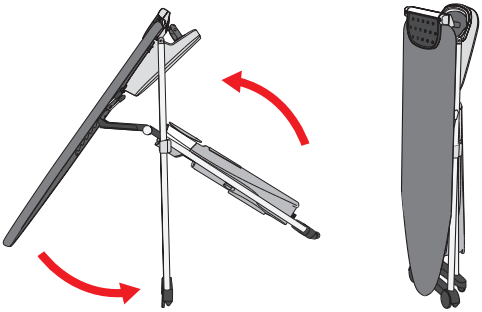

11. FR: Rangement **DE:** Aufbewahrung **IT:** Riporre l'apparecchio **NL:** Opslag **ES:** Almacenamiento **PT:** Armazenamento **PL:** Przechowywanie **TR:** Depolama **RU:** Хранение **CHS:** 储存 **CHT:** 儲存 **KR:** 스토리지 **AR:** التخزين **NO:** Lagring **DK:** Opbevaring **SV:** Lagring **FI:** Säilytys

12. ACCESSORIES TO ENHANCE YOUR EXPERIENCE















12. FR: Accessoires pour enrichir votre expérience **DE:** Zubehör für ein noch besseres Erlebnis **IT:** Accessori per migliorare la tua esperienza **NL:** Accessoires om uw ervaring te verbeteren **ES:** Accesorios para mejorar tu experiencia **PT:** Acessórios para aprimorar sua experiência **PL:** Akcesoria, które podnoszą komfort użytkowania **TR:** Deneyiminizi geliştirecek aksesuarlar **RU:** Аксессуары для улучшения игрового процесса **CHS:** 提升体验的配件 **CHT:** 增強您的體驗的配件 **KR:** 경험을 향상시키는 액세서리 **AR:** إكسسوارات لتحسين تجربتك **NO:** Tilbehør som forbedrer din opplevelse **DK:** Tilbehør der forbedrer din oplevelse **SV:** Tillbehör för att förbättra din upplevelse **FI:** Lisävarusteet kokemuksen parantamiseksi

13. DOWNLOAD THE APP

Available on the App Store

GET IT ON Google Play

PAIR YOUR SMART WITH YOUR PHONE





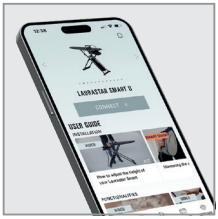



13. **FR:** Téléchargez l'application **DE:** Laden Sie App herunter **IT:** Scarica l'app **NL:** Download de app **ES:** Descarga la aplicación **PT:** Baixe o aplicativo**PL:**Pobierz aplikację **TR:** Uygulamayı indirin **RU:** Скачать приложение **CHS:** 下载应用程序 **CHT:** 下載應用程式 **KR:** 앱 다운로드 **AR:** قم بتنزيل التطبيق **NO:** Last ned appen **DK:** Download appen **SV:** Ladda ner appen **FI:** Lataa sovellus

SWISS ENGINEERING | DESIGN

www.laurastar.com

547.0000.800 / 2025.06