

尺寸：100X80MM

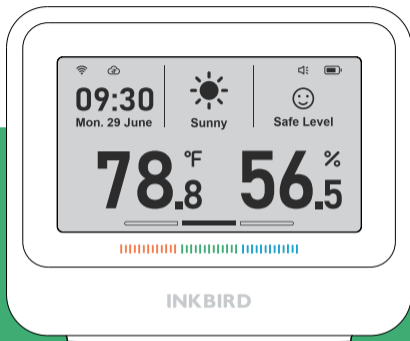
材质：105g 铜版纸

四色印

骑马订

料号：103.01.00447

INKBIRD



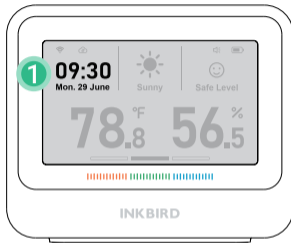
USER MANUAL

IBS-TH5-WIFI



Please keep this manual properly for reference. You can also scan the QR code above (Please use the INKBIRD App to scan.) to visit our official website for product usage videos. For any usage issues, please feel free to contact us at **support@inkbird.com**.

Congratulations on taking this important step toward living a healthier life. This high-end temperature and humidity meter brings a full range of experiences to enjoy a comfortable home life. It features precision measurement, is stable and reliable, and can detect temperature and humidity accurately. The multifunctional design meets all your needs. Providing time, weather forecast, and assessment of influenza virus survival and transmission rates, it protects the health of your family and ensures safe travel. Excellent quality with a simple and fashionable outlook, it can perfectly fit in your home style. Create an intelligent future together and make your home living more comfortable!



1

09:30
Mon. 29 June**Clock/Day of the week/Date:**

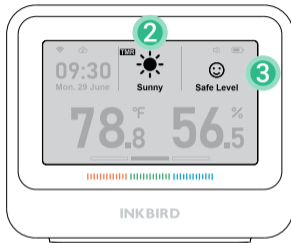
the real-time time information displayed after the WiFi connection.

January	February	March	April	May	June
Jan.	Feb.	Mar.	Apr.	May	June

July	August	September	October	November	December
July	Aug.	Sept.	Oct.	Nov.	Dec.

Monday	Tuesday	Wednesday	Thursday	Friday	Saturday	Sunday
Mon.	Tues.	Wed.	Thur.	Fri.	Sat.	Sun.

02 Product Introduction



- 2**  **Local Real-time Weather Information :**
the real-time weather data of your city displayed after the WiFi connection (Click the top button once to see tomorrow's weather forecast for 5 seconds.)

PS: The **TMR** symbol displayed on the screen means "Tomorrow".

02 Product Introduction

3 Influenza Virus Survival Rate Assessment:

Virus Risk

Please note that this function is for evaluation purposes and reference only and doesn't have the value of medical examination and prevention.



Safe Level: The survival rate of the influenza virus is almost zero, and influenza viruses can hardly survive. Maintain the current ambient temperature and humidity, and the environment will be healthy and safe.

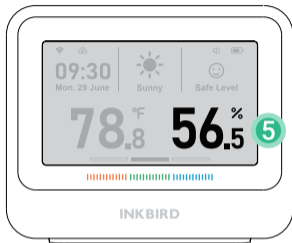
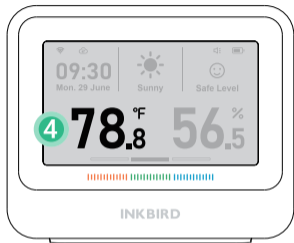


Moderate Risk: The survival rate of the influenza virus is low (about 5%), and influenza viruses can survive. Users should take preventive measures and pay attention to whether the temperature and humidity continue to drop.



High Risk: The survival rate of the influenza virus is high (about 20%), and influenza viruses can easily survive and cause infection. Users should strengthen prevention and control measures and emergency responses, such as using a humidifier to adjust humidity.

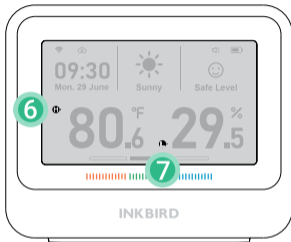
02 Product Introduction



Ambient Temperature/Relative Humidity :

- 4** **78.8**^{°F} Real-time ambient temperature; Measurement range: 0-50°C (32°F-122°F); Display Resolution: 0.1°C/0.1°F (The temperature unit can be changed by pressing the °C/°F button on the back.)
- 5** **56.5**[%] Real-time relative humidity; Measurement range: 0-99%RH; Display Resolution: 0.1% (non-condensing environment)

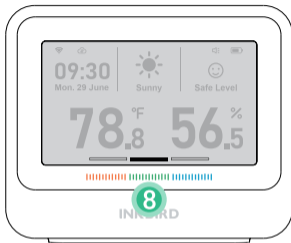
02 Product Introduction






Alarm Symbol:


- 6 **H** When the temperature/humidity exceeds the set range, it will be displayed.
- 7 **L** When the temperature/humidity is lower than the set range, it will be displayed.

02 Product Introduction



8 Comfort Level Indicator:


		
Dry	Comfort	Wet
Humidity < 30%	30% < Humidity < 60% 68°F < Temperature < 78.8°F	60% < Humidity

 When the humidity is 30~60%, and the temperature exceeds 20~26°C (68~78.8°F), it's not in any state.
(This means the air is neither dry nor wet but uncomfortable.)

Brand Model	Temperature Humidity Sensor
Product Name	INKBIRD IBS-TH5-WIFI
Input Power	5V=1A
Battery Capacity	Lithium Battery 2000mAh
Screen Type	3.71-inch Electronic Ink Display
Networking Configuration	WiFi & Bluetooth (only support 2.4GHz)
Product Weight	200g
Temperature Accuracy	$\pm 0.2^{\circ}\text{C}$ ($\pm 0.36^{\circ}\text{F}$)
Humidity Accuracy	1.8%RH (non-condensing environment)
Working Temperature	0-50°C (32°F -122°F)
Working Humidity	0-99%RH
Data Upload Frequency *	10min、30min、60min

*10 min by default, selectable from the app. The longer the data upload interval, the longer the battery life.

04 Operation Button Definitions

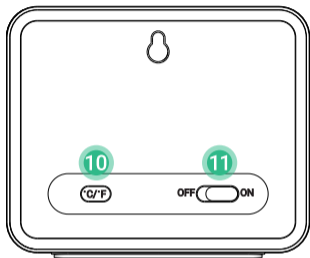


9 ● Top Button:

- Short press it to display tomorrow's weather forecast for 5 seconds and synchronize data with the App once.
- Press and hold it for 5 seconds to turn on/reset the WiFi.

* Data Synchronization: The device will upload data to the application and synchronize app settings every 10 minutes by default. (Users can change the update frequency through the application.) And pressing the top button at any other time can upload data to the application and synchronize app settings with the device.

04 Operation Button Definitions



10 **°C/°F Button :**

- Short press it to change the temperature unit °C/°F.
- Press and hold it for 3 seconds to turn on/off the buzzer sound.

11 **Power Switch :**

- ON-The device is powered on.
- OFF-The device is powered off.

05 **Buzzer Sound Description**

Button Sound:

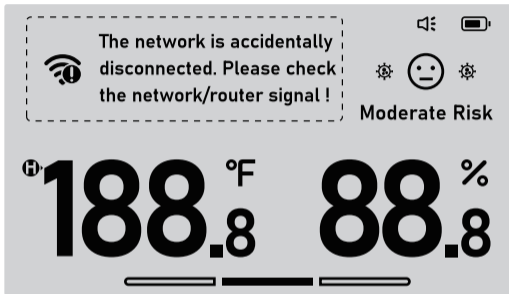
- When the user pushes the power button to "ON", the device will beep once.
- The device will beep once every time the user presses the top button or the °C/°F button.

Buzzer Sound :

When the temperature, humidity, or influenza virus survival rate reaches the alarm value preset on the app, the device will emit a "Di Di" sound.

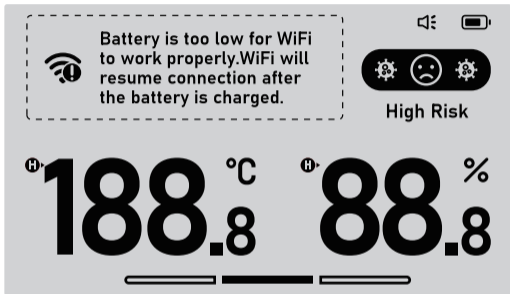
06 **Cleaning and Maintenance**

1. Do not expose this product to water, do not place it in high-temperature environments over 50°C, and keep it away from fire sources.
2. This product is a precise measuring instrument, do not disassemble it by yourself.
3. Do not place this product in an environment full of dust or corrosive gas for measurement.
4. Do not directly expose this product to the sun for long.



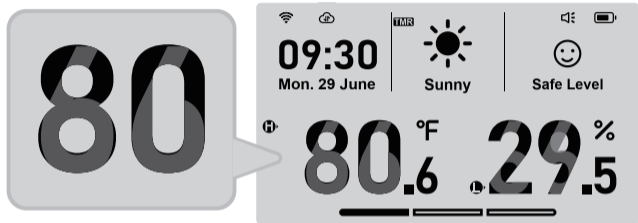
Cannot receive alert notifications/Alert notifications delayed.

1. Make sure Wi-Fi signal is stable.
2. Keep the device as close to the router as possible.
3. Keep as few obstructions as possible between the device and the router.



Frequently loses Wi-Fi connection.

1. Make sure the distance between the device and the router is less than 100m/328ft.
2. Keep as few obstructions as possible between the device and the router.
3. Check whether the battery is running low.



The screen displays ghosting images, as shown below.

It is a normal phenomenon, a characteristic caused by the partial refresh of the ink screen, and it will automatically recover.



8.1 Search the INKBIRD App from Google Play or App Store to get it for free, or you can scan the QR code below to download it directly.

NOTE:

1. Your iOS devices must be running iOS 12.0 or above to download the app smoothly.
2. Your android devices must be running android 7.1 or above to download the app smoothly.
3. The device supports a 2.4GHz Wi-Fi router only.
4. APP Location Permission Requirement: We need to obtain your location information to discover and add nearby devices. INKBIRD promises to keep your location information strictly confidential. And your location information will only be used for the location function of the App and will not be collected, used, or disclosed to any third party. Your privacy is very important to us. We will abide by relevant laws and regulations and take reasonable security measures to protect your information security.

8.2 Registration

Step1: Registering an account is necessary before using the INKBIRD app for the first time.

Step2: Open the app, select your Country/Region, and a verification code will be sent to you.

Step3: Enter the verification code to confirm your identity, and the registration is complete.

8.3 How to Connect

Open the INKBIRD app and Click “+” on the top right corner to add a device. Then, follow the app instructions to complete the Wi-Fi connection. Be careful to put the device as close as possible to the smartphone and router during the connection process.

Changes or modifications not expressly approved by the party responsible for compliance could void the user's authority to operate the equipment. This device complies with Part 15 of the FCC Rules. Operation is subject to the following two conditions:

- (1) this device may not cause harmful interference, and
- (2) this device must accept any interference received, including interference that may cause undesired operation.

Note: This equipment has been tested and found to comply with the limits for a Class B digital device, pursuant to Part 15 of the FCC Rules. These limits are designed to provide reasonable protection against harmful interference in a residential installation. This equipment generates, uses, and can radiate radio frequency energy, and if not installed and used in accordance with the instructions, may cause harmful interference to radio communications.

However, there is no guarantee that interference will not occur in a particular installation. If this equipment does cause harmful interference to radio or television reception, which can be determined by turning the equipment off and on, the user is encouraged to try to correct the interference by one or more of the following measures:

- Reorient or relocate the receiving antenna.
- Increase the separation between the equipment and receiver.
- Connect the equipment into an outlet on a circuit different from that to which the receiver is connected.
- Consult the dealer or an experienced radio/TV technician for help. This equipment complies with FCC radiation exposure limits set forth for an uncontrolled environment. This equipment should be installed and operated with a minimum distance of 20cm between the radiator & your body. This transmitter must not be co-located or operating in conjunction with any other antenna or transmitter.

This device contains licence-exempt transmitter(s)/receiver(s) that comply with Innovation, Science and Economic Development Canada's licence-exempt RSS(s). Operation is subject to the following two conditions:

- (1) This device may not cause interference.
- (2) This device must accept any interference, including interference that may cause undesired operation of the device.

L'émetteur/récepteur exempt de licence contenu dans le présent appareil est conforme aux CNR d'Innovation, Sciences et Développement économique Canada applicables aux appareils radio exempts de licence. L'exploitation est autorisée aux deux conditions suivantes :

- 1) L'appareil ne doit pas produire de brouillage;
- 2) L'appareil doit accepter tout brouillage radioélectrique subi, même si le brouillage est susceptible d'en compromettre le fonctionnement.

The device meets the exemption from the routine evaluation limits in section 2.5 of RSS 102 and compliance with RSS-102 RF exposure, users can obtain Canadian information on RF exposure and compliance.

Le dispositif rencontre l'exemption des limites courantes d'évaluation dans la section 2.5 de RSS 102 et la conformité à l'exposition de RSS-102 rf, utilisateurs peut obtenir l'information canadienne sur l'exposition et la conformité de rf.

This transmitter must not be co-located or operating in conjunction with any other antenna or transmitter. This equipment should be installed and operated with a minimum distance of 20 centimeters between the radiator and your body.

Cet émetteur ne doit pas être Co-placé ou ne fonctionnant en même temps qu'aucune autre antenne ou émetteur. Cet équipement devrait être installé et actionné avec une distance minimum de 20 centimètres entre le radiateur et votre corps.

This item carries a 1-year warranty against defects in either components or workmanship. During this period, products that prove to be defective will, at the discretion of INKBIRD, be either repaired or replaced without charge. For any problems in use, please feel free to contact us at support@ink-bird.com. We will do our best to help you.

INKBIRD TECH.C.L.

support@inkbird.com

Factory address: 6th Floor, Building 713, Pengji Liantang Industrial Area,
NO.2 Pengxing Road, Luohu District, Shenzhen, China

Office address: Room 1803, Guowei Building, NO.68 Guowei Road,
Xianhu Community, Liantang, Luohu District, Shenzhen, China



MADE IN CHINA