

Dimplex



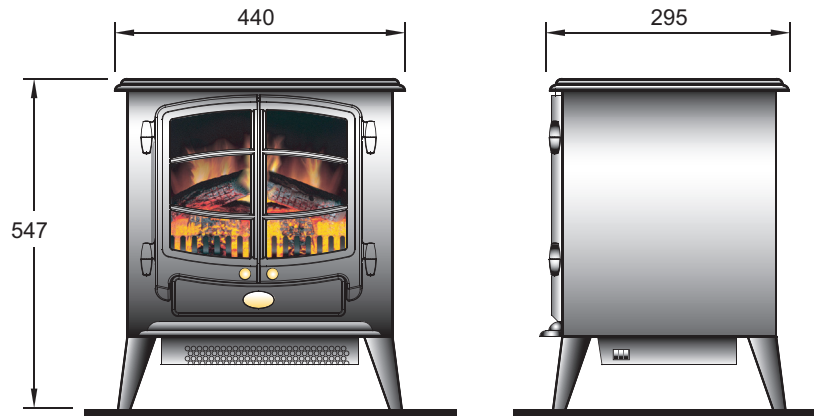
TANGO (TNG20)

08/53791/0 Issue 2
OCN 10854

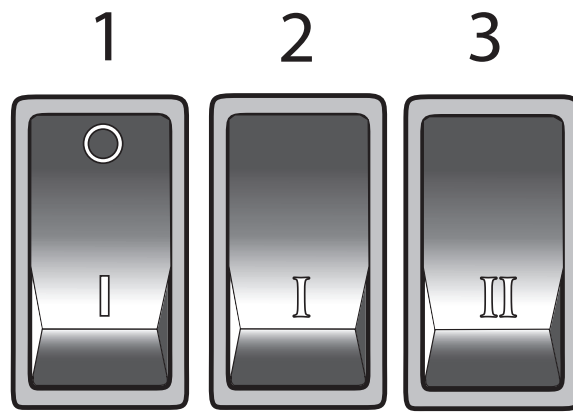


The product complies with the European Safety Standards and the European Standard Electromagnetic Compatibility (EMC).
These cover the essential requirements of EMC Directives and the LVD Directive.

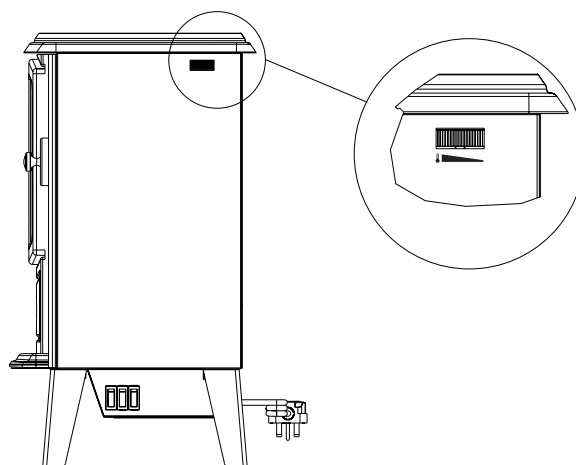
1



2



3



Important Safety Advice

When using electrical appliances, basic precautions should be followed to reduce the risk of fire, electric shock, and injury to persons, including the following:

If the appliance is damaged, check immediately with the supplier before installation and operation.

Do not use this appliance in the immediate surroundings of a bath, shower or swimming pool.

Do not use outdoors.

This appliance must not be located immediately above or below a fixed socket outlet or connection box.

WARNING : The appliance carries the Warning Symbol indicating that it must not be covered or has a Do not cover label. Do not cover or obstruct in any way the heat outlet grille located underneath the appliance. Overheating will result if the appliance is accidentally covered. Do not place material or garments on the appliance, or obstruct the air circulation around the appliance, for instance by curtains or furniture, as this could cause overheating and a fire risk.

In the event of a fault unplug the heater. Unplug the appliance when not required for long periods. The supply cord must be placed on the right hand side of the heater away from the heat outlet underneath the appliance.

Although this appliance complies with safety standards, we do not recommend its use on deep pile carpets or on long hair type of rugs.

This appliance can be used by children aged from 8 years and above and persons with reduced physical, sensory or mental capabilities or lack of experience and knowledge if they have been given supervision or instruction concerning use of the appliance in a safe way and understand the hazards involved. Children shall not play with the appliance. Cleaning and user maintenance shall not be made by Children without supervision.

Children of less than 3 years should be kept away unless continuously supervised. Children aged from 3 years and less than 8 years shall only switch on/off the appliance provided that it has been placed or installed in its intended normal operating position and they have been given supervision or instruction concerning use of the appliance in a safe way and understanding the hazards involved. Children aged from 3 years and less than 8 years shall not plug in, regulate and clean the appliance or perform user maintenance.

The appliance must be positioned so that the plug is accessible.

If the supply cord is damaged it must be replaced by the manufacturer or service agent or similarly qualified person in order to avoid a hazard.

CAUTION: In order to avoid a hazard due to inadvertent resetting of the thermal cut-out, this appliance must not be supplied through an external switching device, such as a timer, or connected to a circuit that is regularly switched on and off by the utility.

CAUTION - Some parts of this product can become very hot and cause burns. Particular attention has to be given where children and vulnerable people are present.

General

Unpack the appliance carefully and retain the packaging for possible future use, in the event of moving or returning the appliance to your supplier.

These models are designed to be free standing and are normally positioned against a wall.

The appliance incorporates a flame effect, which can be used with or without heating, so that the comforting effect may be enjoyed at any time of the year. Using the flame effect on its own only requires little electricity.

A choice of 1kW or 2kW heat output is provided by the fan heater, which is located at the bottom of the unit.

Before connecting the appliance check that the supply voltage is the same as that stated on the appliance.

Please note: Used in an environment where background noise is very low, it may be possible to hear a sound which is related to the operation of the flame effect. This is normal and should not be a cause for concern.

Electrical connection

WARNING – THIS APPLIANCE MUST BE EARTHED.

This appliance must be used on an AC ~ supply only and the voltage marked on the appliance must correspond to the supply voltage.

Before switching on, please read the safety warnings and operating instructions.

Controls - see Fig. 2

Three switches provide a choice of heat settings. A switch is in the ON position when the side with the markings on (i.e. I, II, or III) is pushed in.

Switch 1 (I) Controls the electricity supply to the heater and the flame effect.

Note: This switch must be in the ON (I) position for heater to operate with or without heat.

Switch 2 (II) Provides 1kW heat output

Switch 3 (III) Provides 2kW heat output with switch 2 in the ON position also.

Thermostat (T) - see Fig. 3

In order to maintain a certain room temperature, set the controller to 'max.'. Operate the appliance at full power until the required room temperature is reached. Turn back the thermostatic controller until the appliance switches off with an audible "click". This temperature will be kept almost constant by the thermostatic control switching on and off automatically. Please note that the appliance can only be switched on when the thermostat setting is higher than the room temperature.

Thermal Safety Cut-out

The built-in overheat cut-out switches off the appliance automatically in the event of a fault. Switch off the appliance or disconnect the mains plug from the socket. After a short cooling down phase, the appliance is ready for use again. If the fault should occur again, see your local dealer.

Light Emitting Diode

This appliance is fitted with LED (Light Emitting Diode) lamps. These LED lamps are maintenance-free and should not require replacing during the life of the product.

Maintenance

WARNING: ALWAYS DISCONNECT FROM THE POWER SUPPLY BEFORE ATTEMPTING ANY MAINTENANCE.

Cleaning

WARNING – ALWAYS DISCONNECT FROM THE POWER SUPPLY BEFORE CLEANING THE HEATER.

For general cleaning use a soft clean duster – never use abrasive cleaners. The glass viewing screen should be cleaned carefully with a soft cloth. DO NOT use proprietary glass cleaners.

To remove any accumulation of dust or fluff the soft brush attachment of a vacuum cleaner should occasionally be used to clean the outlet grille of the fan heater.

Recycling

At the end of the electrical products useful life it should not be disposed of with household waste. Please recycle where facilities exist. Check with your Local Authority or retailer for recycling advice in your country.



Servicing

Except for cleaning described in this manual, an authorized service representative should perform any other servicing.