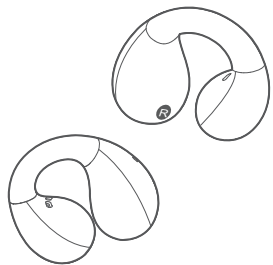




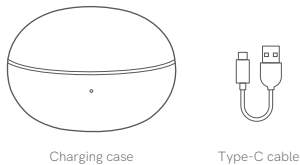
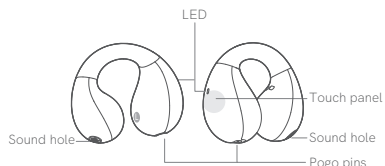
QCY Crossky C30

Ear Clip Bluetooth Earbuds



Please download QCY APP to get more convenient use experience before use.

Overview

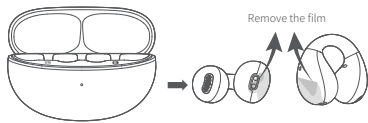


Above pictures are for reference only yet actual items may vary.

How to Connect

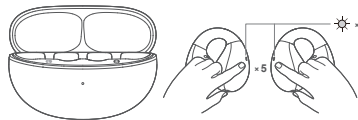
First-time connection:

1. Pick up both earbuds, remove the isolation films and push them back in case to activate.
2. Pick them up again.
3. On phone search QCY Crossky C30 and tap to connect.



Factory Reset

(Try the following steps if the earbuds can't get connected)
Disconnect the earbuds from your device. Pick them up then touch both the panels 5 times within 30s(LED will blink white 5 times).
* Refer to How to Connect after you reset them to factory.



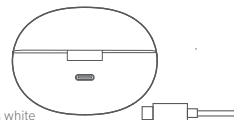
Multi-Point Connection

1. Power on earbuds and they will auto turn connectable to device. On DeviceA, search QCY Crossky C30 and tap to connect. Turn off DeviceA's Bluetooth and they will be connectable again.
2. On DeviceB, search QCY Crossky C30 and tap to connect.
3. On DeviceA, tap QCY Crossky C30 to connect. Now they are connected to both of the two devices.



LEDs on Earbuds

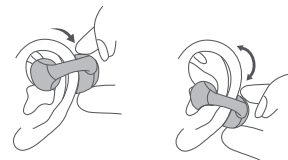
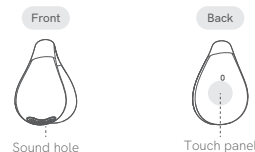
LEDs will glow solid red when earbuds are being charged and turn off once topped up.



LED on Case

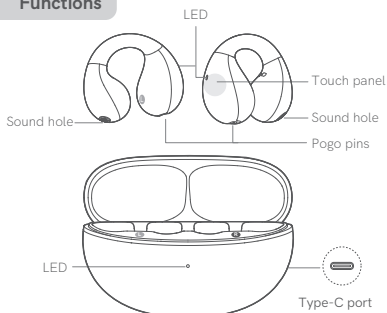
Charging: LED blinks white
Top-up: LED glows solid white

How to Wear



1. Put on the earbud your auricle, push it down like the above picture and adjust to fit yourself.
2. Adjust its angle and make the sound hole towards your earlobe.
3. Improper wear might bring bad call and playing experiences.

Functions



- 🔊 Power-on: Open lid and pick up earbuds. Or you can keep touching panels for 1.5s (earbuds are picked up).
- 🔋 Power-off: Push back earbuds.
- 📞 Answer/end call: Double touch either panel.
- 📞 Ignore call: Keep touching either panel for 1.5s.
- ⏸️ Pause/resume: Double touch either panel.
- ⏩ Skip track forward: Triple touch right panel.
- 🗣️ Voice assistant: Triple touch left panel.

Other functions like skip track backward/gaming mode/ facial sound can be set in QCY APP.)

Warranty

Your QCY product purchase is covered by a one-year limited manufacturer warranty from the date of delivery. Please ensure you retain your purchase receipt. If any defects occur due to quality issues within the warranty period, kindly bring both the warranty card and the purchase receipt to the authorized dealer for complimentary replacement services.

Model Number:
Date of Purchasing:
User's Name:
User's Phone:
User's Address:
Shop's Name:
Shop's Address:
Comments:

The manufacturer's warranty is void under the following circumstances but not limited to:

- Improper or inadequate maintenance or modification.
- Accident, misuse, abuse, contamination, or other external causes.
- The use of unspecified adapter and accessories.
- Malfunctions or damages resulting from natural disasters, earthquakes, lightning, abnormal voltage, or environmental factors.
- Damages that occur as a result of one's failure to follow the instructions.

FCC Statement

This equipment has been tested and found to comply with the limits for a Class B digital device, pursuant to Part 15 of the FCC Rules. These limits are designed to provide reasonable protection against harmful interference in a residential installation. This equipment generates uses and can radiate radio frequency energy and, if not installed and used in accordance with the instructions, may cause harmful interference to radio communications. However, there is no guarantee that interference will not occur in a particular installation. If this equipment does cause harmful interference to radio or television reception, which can be determined by turning the equipment off and on, the user is encouraged to try to correct the interference by one or more of the following measures:

- Reorient or relocate the receiving antenna.
- Increase the separation between the equipment and receiver.
- Connect the equipment into an outlet on a circuit different from that to which the receiver is connected.
- Consult the dealer or an experienced radio/TV technician for help.

This device complies with part 15 of the FCC Rules. Operation is subject to the following two conditions:

- (1) This device may not cause harmful interference, and
- (2) this device must accept any interference received, including interference that may cause undesired operation.

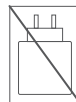
Changes or modifications not expressly approved by the party responsible for compliance could void the user's authority to operate the equipment.

Safety Precautions

1. Please carefully read and retain this user manual before using the product.
2. If the product is not used for an extended period (more than 2 weeks), please recharge it.
3. You must choose a charger produced by a legitimate manufacturer and certified by the national safety authority.
4. If your phone cannot detect the Bluetooth earbuds, either re-enter pairing mode or perform a factory reset on the Bluetooth earbuds. If there is a phone program error, close and reopen Bluetooth on the phone or restart the phone.
5. Do not disassemble or modify the battery, insert foreign objects, expose it to high temperatures, or immerse it in water or other liquids to prevent battery leakage, overheating, ignition, or explosion. Battery replacement should only be done by the manufacturer.
6. Do not drop, crush, or puncture the battery. Prevent external pressure that may lead to internal short circuits and overheating.
7. Do not dismantle or modify the earbuds for any reason, as it may result in fire, electronic breakdown, or permanent damage to the product.
8. Do not expose the product to extremely low or high temperatures (below 0°C or above 45°C).
9. Do not use the product indicator light near the eyes of children or animals.
10. Do not use the product during thunderstorms, as it may cause abnormal operation and increase the risk of electric shock.
11. Do not use oil or other volatile liquids to clean the product.
12. please do not use this device for long periods of time and at high volume, as there is a risk of hearing damage.

Manufacturer: Dongguan Hele Electronics Co., Ltd.
Address: No. 325 Yuehui Rd. Daojiao Town Dongguan City Guangdong Province China

Notice: This marking indicates that this product should not be disposed with other household wastes throughout the EU. To prevent possible harm to the environment or human health from uncontrolled waste disposal, recycle it responsibly to promote the sustainable reuse of material resources. To return your used device, please use the return and collection systems or contact the retailer where the product was purchased. They can take this product for environmental safe recycling.



Wireless frequency: 2.402~2.480GHz
RF power of transmission: <4dBm



RoHS
Made in China

