

Thank you for your purchase

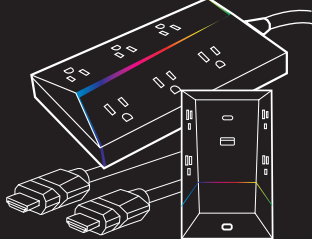
EXCLUSIVE DEALS

For deals, to register
your purchase and
to tell us how we're
doing, simply scan
the code or visit
byjasco.com/deals.



EXPLORE MORE TITAN PRODUCTS

Sunge protectors, HDMI cables and
more at titangamingtech.com



T I T A N



Like our product?
Leave a review on your
favorite retailer website
or amazon.com.



Having problems?
Let us know how we can
help. Call 1-800-654-8483
between 7AM-8PM, M-F,
Central Time.

DESIGNED IN THE USA

MADE IN VIETNAM

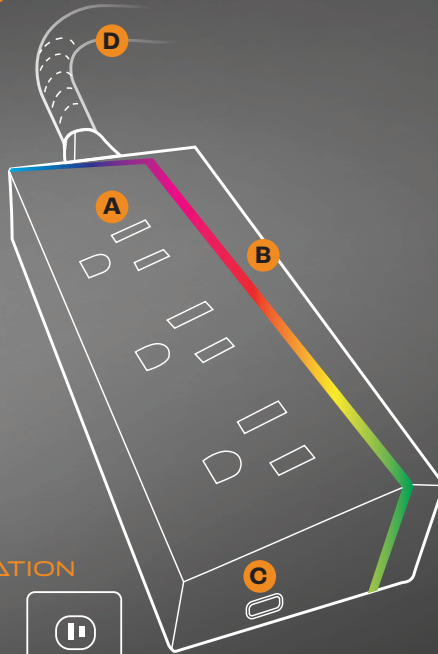
Titan is a trademark of Jasco
Products Company and is under
license by Jasco LLC, 10 E. Memorial
Rd., Oklahoma City, OK 73114.

This Jasco product comes with a
limited-lifetime warranty. Visit [www.
byjasco.com](http://www.byjasco.com) for warranty details.

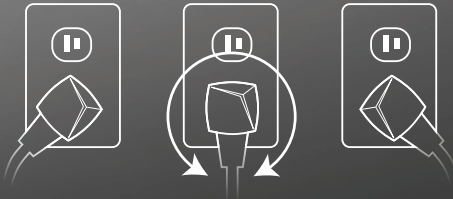
Questions? Contact our U.S.-based
Consumer Care at 1-800-654-8483
between 7AM-8PM, M-F, Central Time.

POWER STRIP

- A. Grounded Outlets
- B. Color-Changing LED
- C. Capacitive-touch button
- D. Braided Cord



360° PLUG ROTATION



Adjust plug to desired angle, then insert into wall outlet.

INSTRUCTIONS

- 1 Plug your Titan extension cord into a standard grounding duplex wall receptacle. Ensure there are no exposed conductors.
- 2 Turn off gaming equipment before plugging into the extension cord. Do not use extension cords to connect equipment to the power strip.
- 3 The extension cord is now providing power.
- 4 Gaming equipment can now be turned on.
- 5 Press the capacitive-touch button to select one of the LED light options or set it to cycle through the full spectrum of hues. Hold button for two seconds to turn OFF. From the OFF position, hold the button to brighten or dim the selected color. The capacitive-touch button will always bring up the last saved setting.



See how it works

Scan code or visit
byjasco.com/57354i

SJT-B 3-Conductor	16AWG
Maximum Amps	13
Electrical Rating	125VAC
Maximum Watts	1625

ATTENTION: INSTRUCTIONS FOR PROPER USE

- Fully extend before using.
- Use only within electrical rating marked on this cord.
- Unplug when not in use (grasp plug, not cord, to unplug from outlet).
- Do not splice, repair or modify extension cords.

DO NOT PLUG MORE THAN TOTAL OF 1625 WATTS INTO THIS CORD

To find total Watts being used if Watts not marked on appliance, multiply ampere rating on nameplate by 125 to determine equivalent Watts. Add determined Watts for each connected appliance or lamp (sum of Watts on bulbs) to find total Watts being used.

⚠ CAUTION

TO REDUCE THE RISK OF FIRE OR ELECTRIC SHOCK, DO NOT USE THIS DEVICE WITH A RECEPTACLE IN WHICH THE SLOT OPENINGS DO NOT ALIGN WITH THE BLADES. NOT FOR USE WITH GROUND-FAULT CIRCUIT-INTERRUPTER RECEPTACLES OR RECEPTACLES WITH INDICATOR LIGHTS OR CONTROLS.

⚠ WARNING

RISK OF ELECTRIC SHOCK

- DO NOT USE IN WET LOCATIONS
- KEEP CHILDREN AWAY
- USE INDOORS ONLY
- FULLY INSERT PLUG

RISK OF FIRE

- DO NOT EXCEED ELECTRICAL RATINGS

NOT FOR USE WITH

- AQUARIUMS OR OTHER WATER-RELATED PRODUCTS
- GENERATORS AND POWER INVERTERS
- MEDICAL LIFE-SUPPORT PRODUCTS



Intertek