

# Beta8 Small Vented Mid Range Enclosure

By McJerry, Eminence Speaker LLC

Displacement Limited to 150 Watts; use a steep High Pass filter set to 130 Hz or higher.

---

## Box Properties

--Description--

Name:

Type: Vented Box

Shape: Prism, square (optimum)

--Box Parameters--

Vb = 0.28 cu.ft

V(total) = 0.317 cu.ft

Fb = 95 Hz

QL = 7

F3 = 103.3 Hz

Fill = minimal

--Vents--

No. of Vents = 1

Vent shape = round

Vent ends = one flush

Dv = 2.5 in

Lv = 2.945 in

## Driver Properties

--Description--

Name: Beta-8

Type: Standard one-way driver

Company: Eminence Speaker LLC

Comment: Revised OCT 2005

Piston: Paper cone.

Suspension: Cloth surround.

Dust Cap: Solid composition paper dust cap.

Frame: Pressed steel basket.

Voice Coil: 2 inch (50.8 mm) AL Wire. Kapton former.

Magnet: 34 oz ferrite magnet.

--Configuration--

**No. of Drivers = 1**

--Mechanical Parameters--

Fs = 65.1 Hz

Qms = 5

Vas = 24.29 liters

Cms = 0.379 mm/N

Mms = 15.45 g

Rms = 1.29 kg/s

Xmax = 3 mm

Xmech = 7.37 mm

P-Dia = 164.5 mm

Sd = 210 sq.cm

P-Vd = 0.0637 liters

--Electrical Parameters--

Qes = 0.42

Re = 6 ohms

Le = 0.49 mH

Z = 8 ohms

BL = 9.55 Tm

Pe = 225 watts

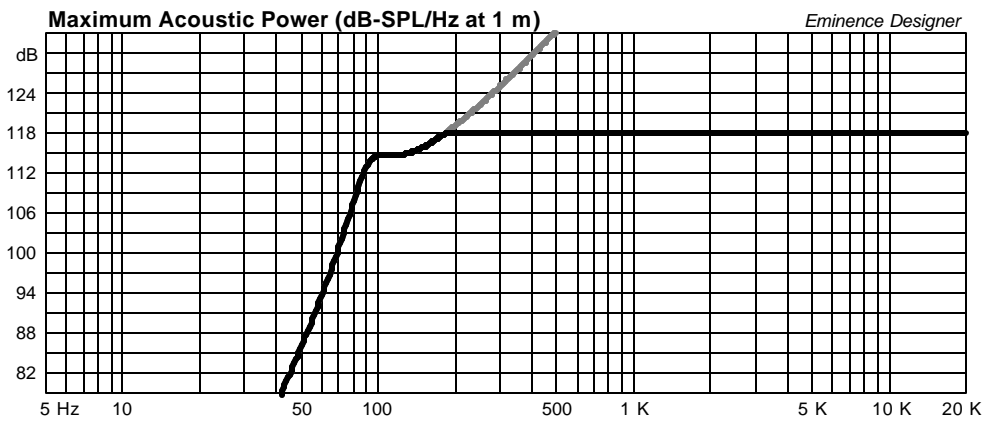
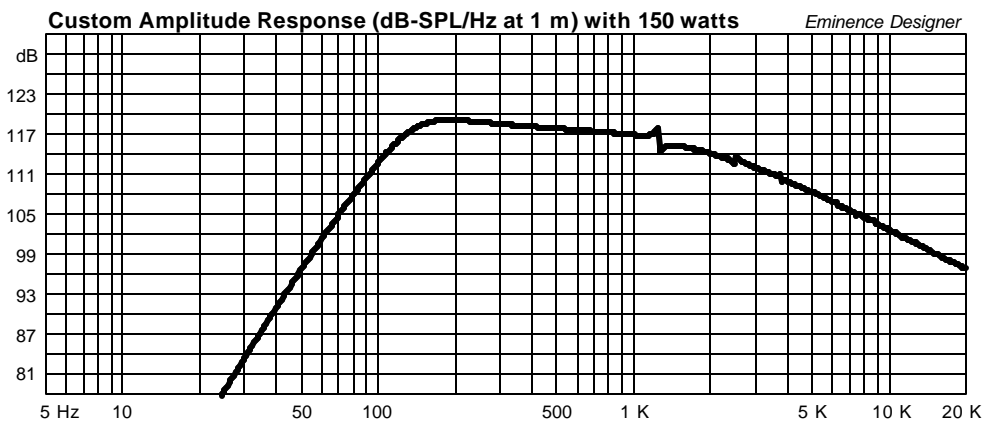
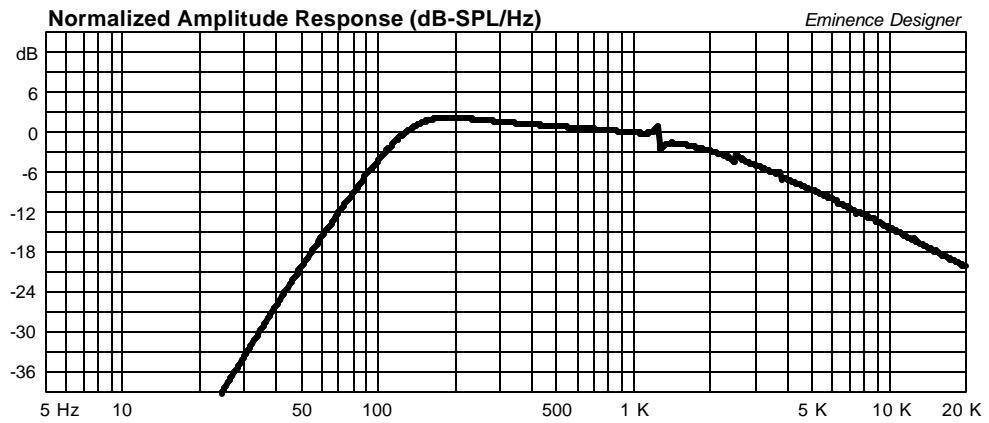
--Electromech. Parameters--

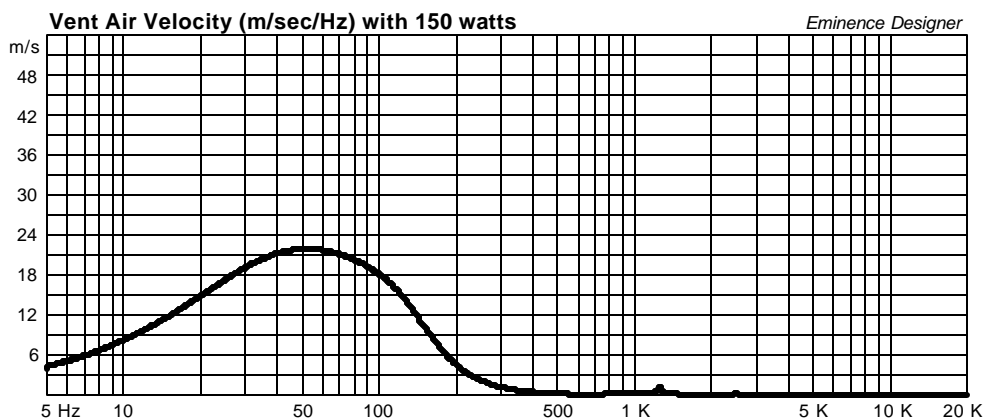
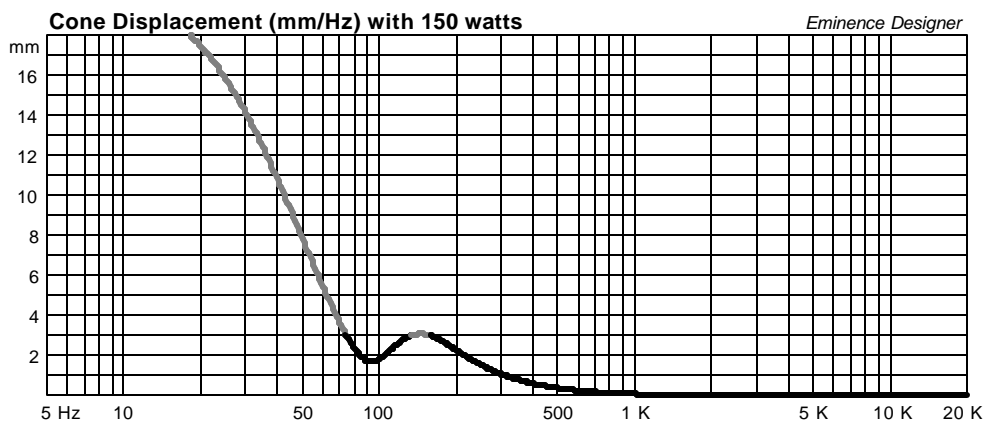
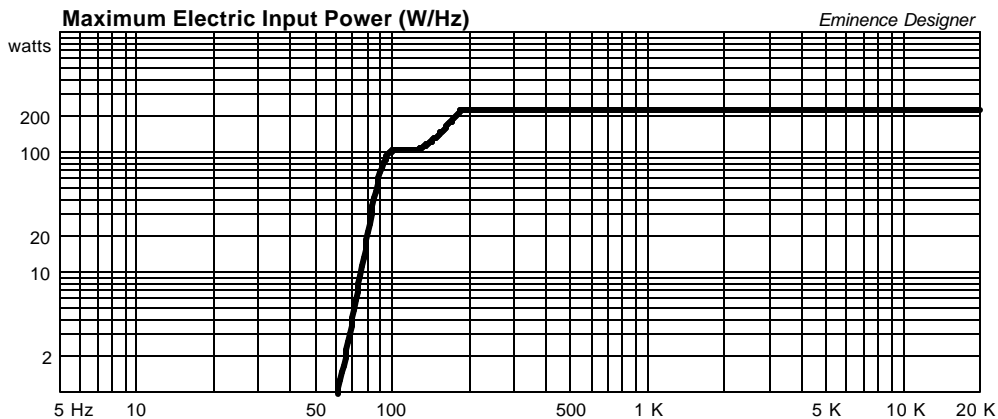
Qts = 0.38

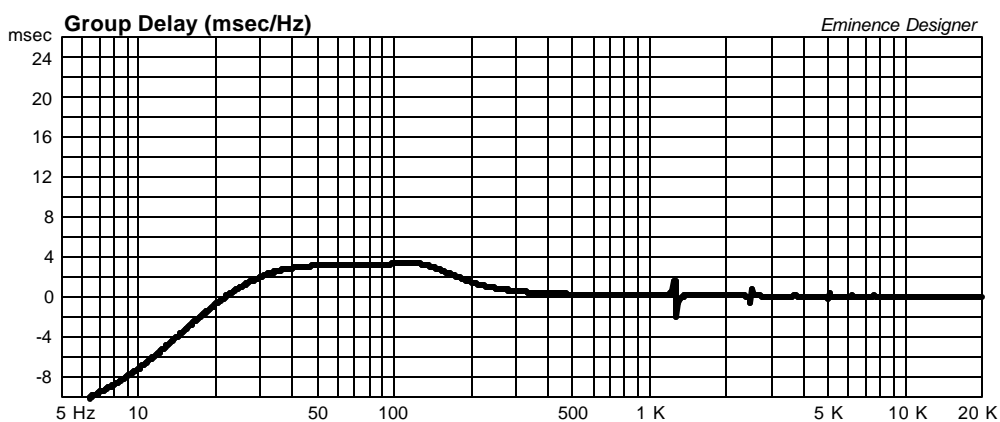
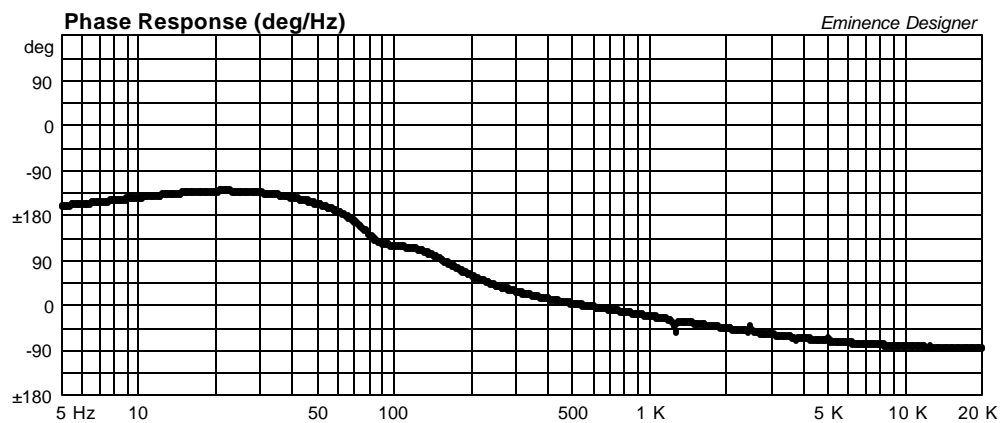
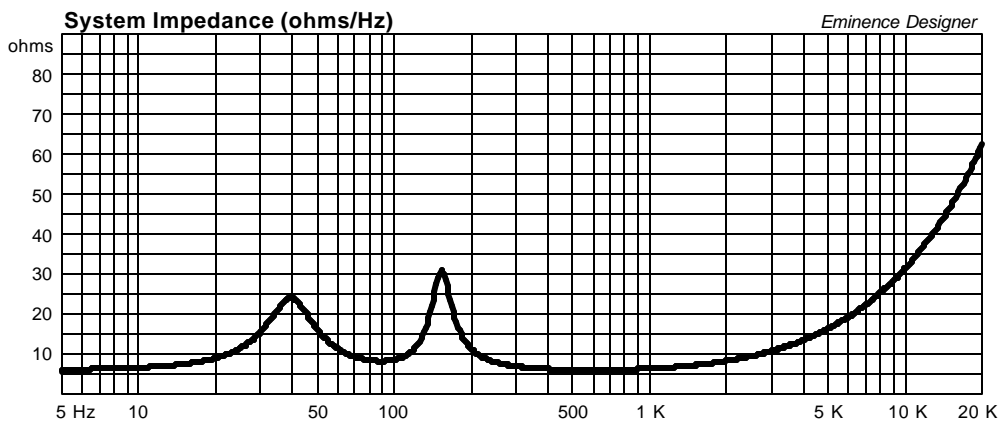
no = 1.538 %

1-W SPL = 94.02 dB

2.83-V SPL = 95.27 dB







# Beta8 Multi Purpose Med Vented Enclosure

By McJerry, Eminence Speaker LLC

Med Power Sat. use, 145 Watts Displacement Limit, use 150 Hz and up.

Low Power Semi-Full Range use, 75 Watt Displacement Limit, use 70 Hz and up.

---

## Box Properties

--Description--

Name:

Type: Vented Box

Shape: Prism, square (optimum)

--Box Parameters--

Vb = 0.573 cu.ft

V(total) = 0.611 cu.ft

Fb = 64.8 Hz

QL = 7

F3 = 85.7 Hz

Fill = minimal

--Vents--

No. of Vents = 1

Vent shape = round

Vent ends = one flush

Dv = 2.5 in

Lv = 3.216 in

## Driver Properties

--Description--

Name: Beta-8

Type: Standard one-way driver

Company: Eminence Speaker LLC

Comment: Revised OCT 2005

Piston: Paper cone.

Suspension: Cloth surround.

Dust Cap: Solid composition paper dust cap.

Frame: Pressed steel basket.

Voice Coil: 2 inch (50.8 mm) AL Wire. Kapton former.

Magnet: 34 oz ferrite magnet.

--Configuration--

**No. of Drivers = 1**

--Mechanical Parameters--

Fs = 65.1 Hz

Qms = 5

Vas = 24.29 liters

Cms = 0.379 mm/N

Mms = 15.45 g

Rms = 1.29 kg/s

Xmax = 3 mm

Xmech = 7.37 mm

P-Dia = 164.5 mm

Sd = 210 sq.cm

P-Vd = 0.0637 liters

--Electrical Parameters--

Qes = 0.42

Re = 6 ohms

Le = 0.49 mH

Z = 8 ohms

BL = 9.55 Tm

Pe = 225 watts

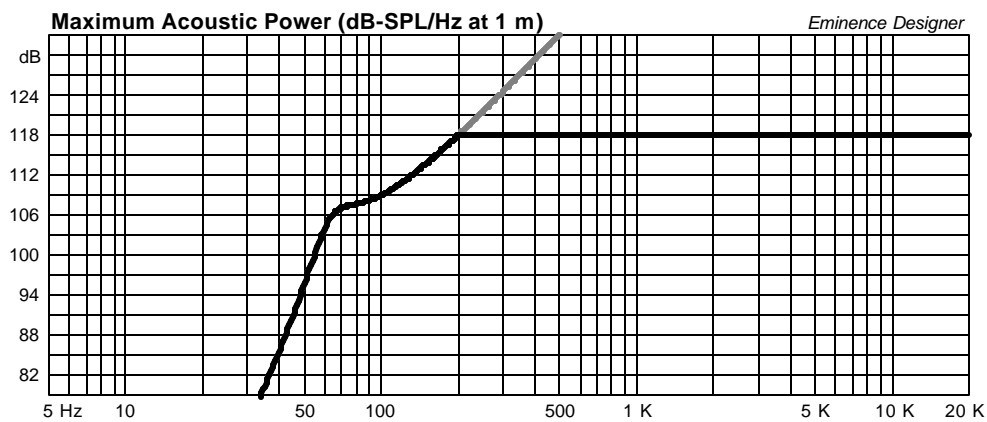
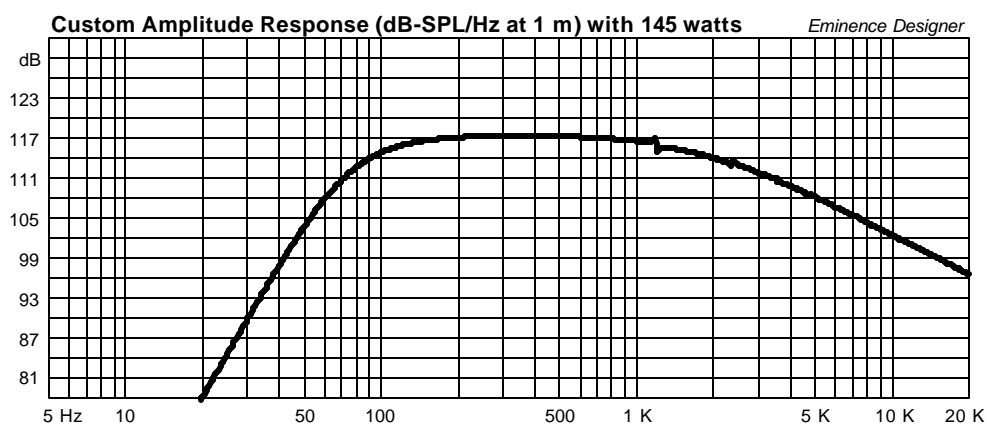
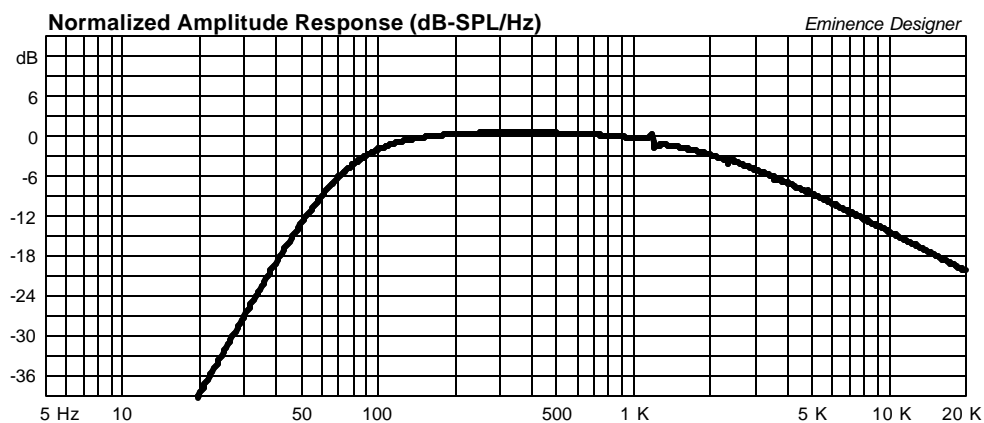
--Electromech. Parameters--

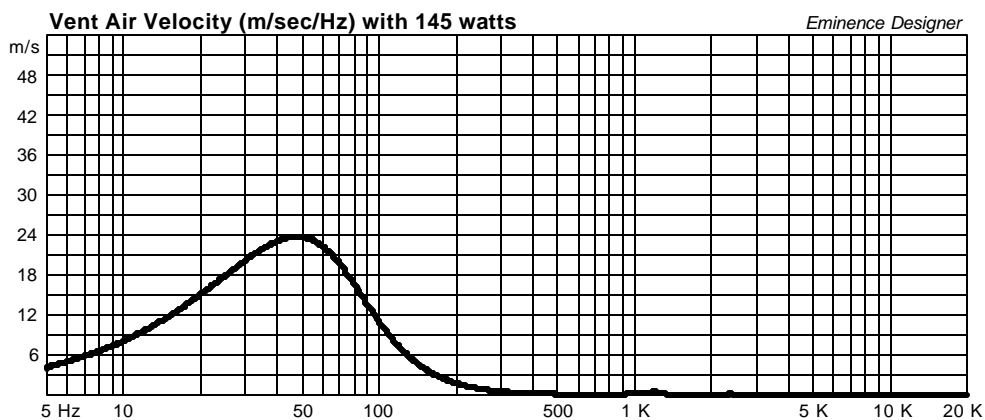
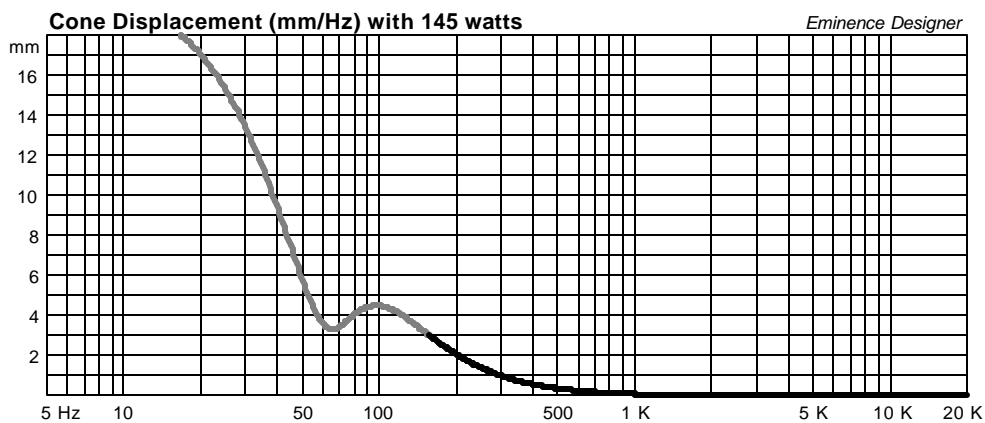
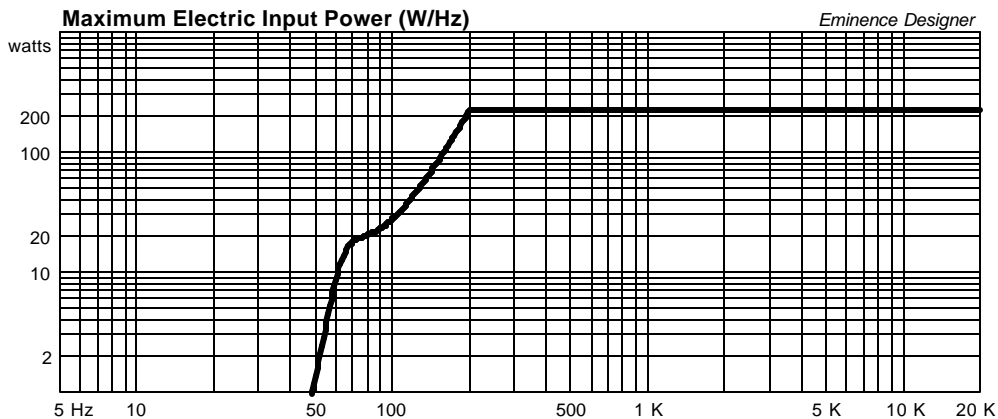
Qts = 0.38

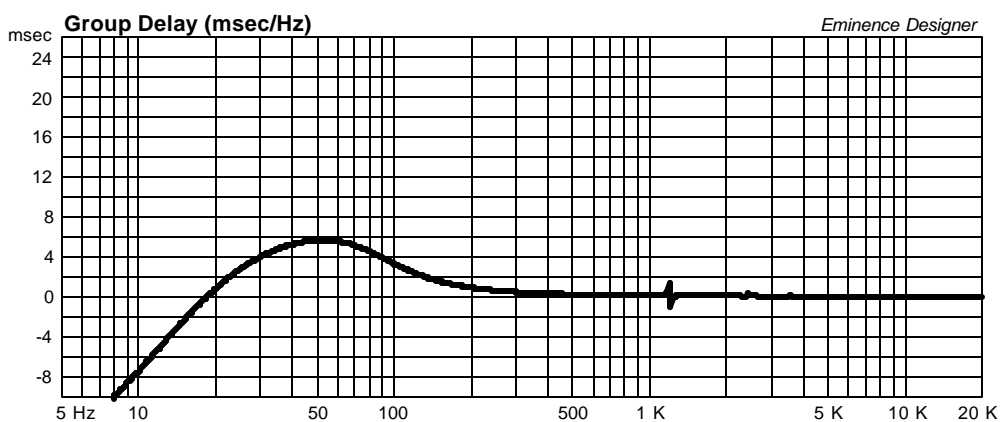
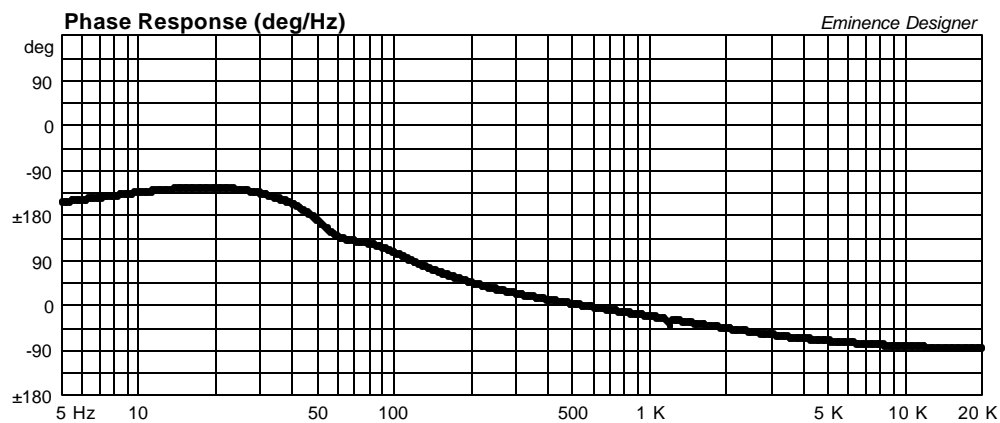
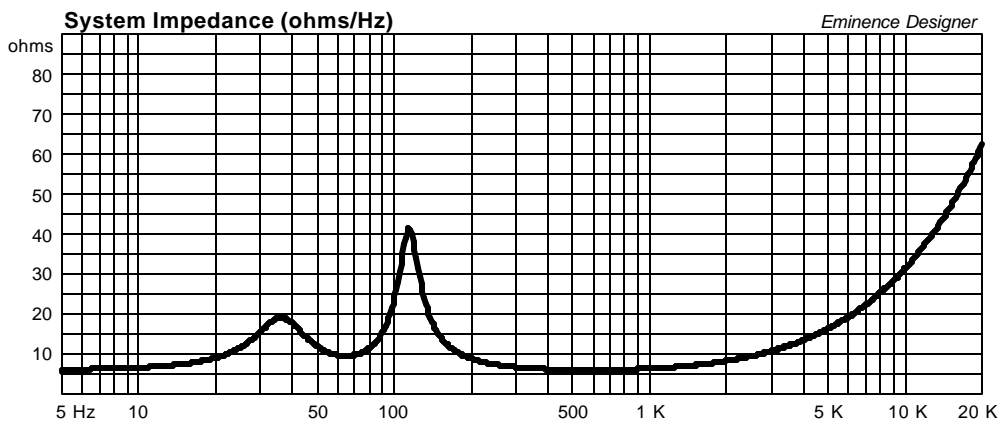
no = 1.538 %

1-W SPL = 94.02 dB

2.83-V SPL = 95.27 dB







# Beta8 Sealed High Power Midrange Enclosure

By McJerry, Eminence Speaker LLC

Thermal Limit of 225 Watts; Use a steep High Pass filter set to 200 Hz or higher.

## Box Properties

--Description--

Name:

Type: Closed Box

Shape: Prism, square

--Box Parameters--

Vb = 0.177 cu.ft

V(total) = 0.204 cu.ft

Qtc = 0.703

QL = 20

F3 = 146.2 Hz

Fill = heavy

## Driver Properties

--Description--

Name: Beta-8

Type: Standard one-way driver

Company: Eminence Speaker LLC

Comment: Revised OCT 2005

Piston: Paper cone.

Suspension: Cloth surround.

Dust Cap: Solid composition paper dust cap.

Frame: Pressed steel basket.

Voice Coil: 2 inch (50.8 mm) AL Wire. Kapton former.

Magnet: 34 oz ferrite magnet.

--Configuration--

**No. of Drivers = 1**

--Mechanical Parameters--

Fs = 65.1 Hz

Qms = 5

Vas = 24.29 liters

Cms = 0.379 mm/N

Mms = 15.45 g

Rms = 1.29 kg/s

Xmax = 3 mm

Xmech = 7.37 mm

P-Dia = 164.5 mm

Sd = 210 sq.cm

P-Vd = 0.0637 liters

--Electrical Parameters--

Qes = 0.42

Re = 6 ohms

Le = 0.49 mH

Z = 8 ohms

BL = 9.55 Tm

Pe = 225 watts

--Electromech. Parameters--

Qts = 0.38

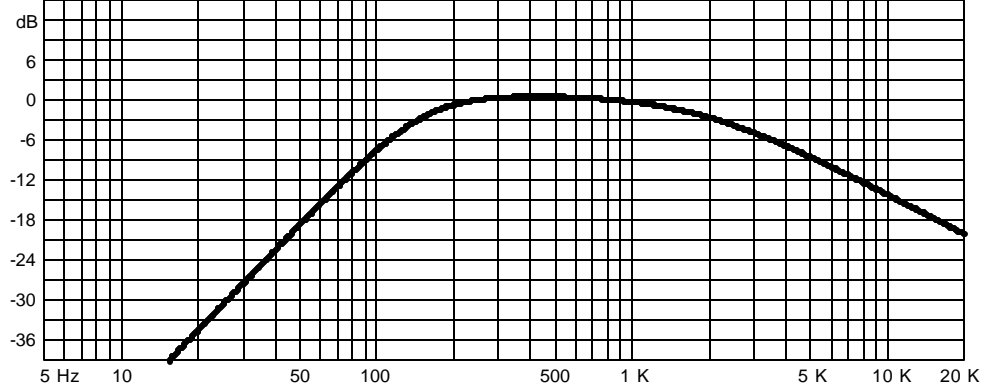
no = 1.538 %

1-W SPL = 94.02 dB

2.83-V SPL = 95.27 dB

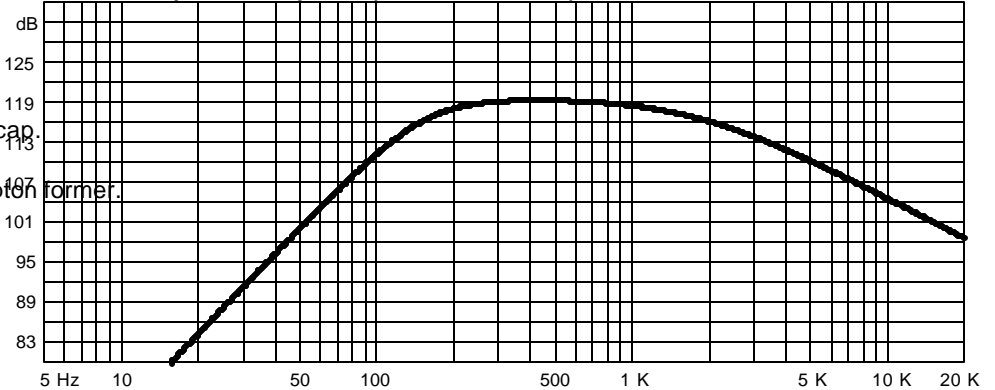
Normalized Amplitude Response (dB-SPL/Hz)

Eminence Designer



Custom Amplitude Response (dB-SPL/Hz at 1 m) with 225 watts

Eminence Designer



Maximum Acoustic Power (dB-SPL/Hz at 1 m)

Eminence Designer

