



NS-04G / NS-04G PRO

— 50W*2 / 100W*2 Stereo Digital Power Amplifier —

NOTICE

1. Before turning on the amp, please make sure the volume knob at the leftmost end, avoid high volume (high output power) damaging your speakers.
2. Default **OPTIONAL** 19V power supply, whose output power is enough to drive most home speakers. **If you buy the version without power supply or want higher output power, please prepare high-quality power supply by yourself.** Powered by 24V power supply(4Ω load), the actual output power can reach 50W or 100W per channel.

HOW TO USE

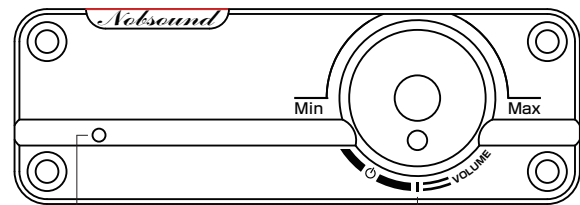
1. Please connect power adapter to the amplifier firstly and then plug the power cord to the socket.
2. Connect audio device such as TV, CD player to the amp's input with high-quality RCA cable, and connect proper passive speakers to amp's output.
3. Clockwise rotate the knob to turn it on, then you can rotate the volume knob to get proper volume and enjoy HiFi music.

PARAMETERS

Model	NS-04G		NS-04G PRO
Max. output power	50W+50W		100W+100W
Chip	TPA3116		TPA3116D2 ×2
Op amp	TL072		
Audio input	Stereo L/R RCA		
Audio output	Banana speaker jacks		
Number of channel	2.0		
THD	≤0.1%(1KHz)		
Frequency response	20Hz-20KHz		
SNR	≥ 118dB		
Input sensitivity	≤ 280mV		
Speaker impedance	4Ω-8Ω		
Matched loudspeakers	3-8 inch 10-150W 3-10 inch 10-200W		
Working voltage	DC12-24V (5.5mm / 2.5mm)		
Default power supply(optional)	19V		
Dimensions(W*D*H)	90*108*35mm / 3.54*4.25*1.37in		
Package dimensions(W*D*H)	150*150*50mm / 5.91*5.91*1.97in		
Net weight	252g / 0.56lb		

TROUBLE-SHOOTING MANUAL

Problems	Reasons	Solutions
Cannot start up	Power adapter isn't connected	Connect power adapter or restart
	Power switch isn't pressed or toggled	Press or toggle power switch
	Power adapter is broken	Use another power adapter to check out
No sound output	Audio source isn't connected or mute	Connect audio source or turn up volume
	Volume of amp is adjusted to minimum	Turn up volume Choose correct input mode
	Select incorrect input mode	Turn down the volume of amp
	Output shorted or speaker isn't matched	Check output or change matched speaker
Noise	Poor power adapter	Change high-quality power adapter
	Poor cables	Change shielded audio/speaker cables
	Poor audio source	Use your player of mobile phone to test
	Poor speakers	Change high-quality matched speakers
Bluetooth can't connect	Search and click wrong Bluetooth Name	Search correct Bluetooth Name
	Bluetooth has been paired by other device	Disconnect all device and turn off Bluetooth
LINE input can't connect	Bluetooth input is prior and has been paired	Disconnect all device and turn off Bluetooth
Distortion	Output power exceeds rated output	Turn down the volume of amp/preamp/source
Stop working after a while	Exceed rated output power	



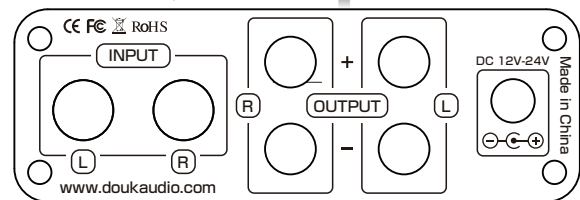
Power indicator

Power switch / Volume knob


Outdoor/bookshelf speakers Computer/desktop speakers Ceiling speakers



Banana plugs or bare wire it



RCA input



DC IN



CONTACT INFORMATION

Address: Room 1329, Wang Cheng Building, Long Guan street,
Long Hua new District, Shenzhen, Guang Dong, China

Contact: LIU CHENXI Tel: +86-18570015672

Email: nobsound@doukaudio.com