USER MANUAL

Mechanical Wireless Keyboard

166-83601-01

PRODUCT BASIC

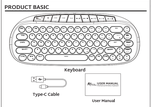

Keyboard

Type-C Cable

User Manual

WIRED MODE & CHARGING

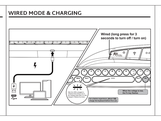

BATTERY LEVEL PROMPT



Press fn + enter to view the battery level

Light up:

10%-20%: Red light slowly flashes the keyboard backlight will turn off

0%-10%: The keyboard is in a low power state, the keyboard backlight will not light up, please charge in time

Flashing:

0%-20%: The keyboard is in a low power state, the keyboard backlight will not light up, please charge in time

HOW TO USE

BT Connection

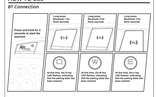

HOW TO USE

2.4GHz

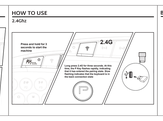

BACKLIGHT CONTROL

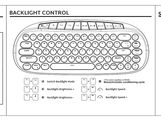

fn+↑ Switch Backlight Mode

fn+→ Backlight Brightness +

fn+← Backlight Brightness -

Backlight Switch

Backlight Switch + Backlight Cycle

fn+↓ Backlight Speed -

fn+→ Backlight Speed +

SPECAAL FUNCTION KEYS

F1Du		Mute	
Assn		Eco	
Lock		Scr1	
Pause		Scr2	
Windows Lock		Restore to factory settings	
switch to windows system		switch to mac system	

SPECAAL FUNCTION KEYS

F1	F1	F7	F7
F2	F2	F8	F8
F3	F3	F9	F9
F4	F4	F10	F10
F5	F5	F11	F11
F6	F6	F12	F12

FUNCTION KEY

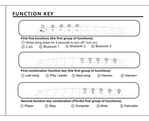

Fn+ Fn

Fn+ Fn

Fn+ Fn