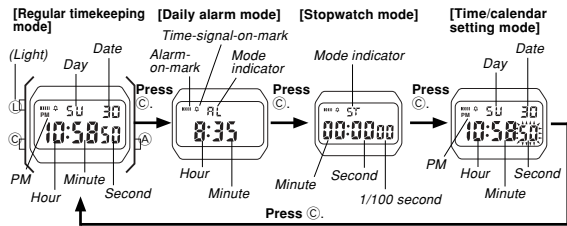


Operation Guide 10B+7L(Ver.C) **CASIO**

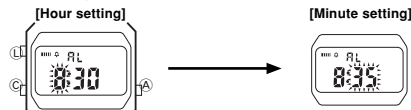
Reading the display



SU: Sunday, MO: Monday, TU: Tuesday, WE: Wednesday, TH: Thursday, FR: Friday, SA: Saturday (Changeover between 12-hour and 24-hour formats) In regular timekeeping mode, with every push of **A**, the display is switched between 12-hour and 24-hour formats.

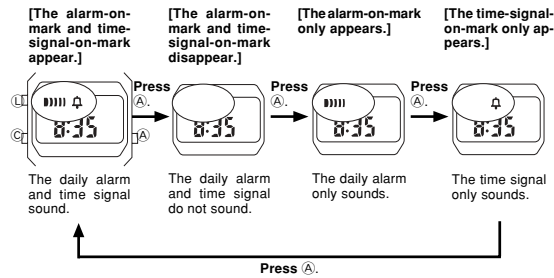
Setting daily alarm

If the daily alarm is set, the buzzer sounds for 20 seconds at the preset time every day until cleared. To stop the buzzer, press the **L** button. If the time signal is set, the watch sounds every hour on the hour. (Sound demonstration) Press and hold the **A** button in alarm mode to sound the buzzer.

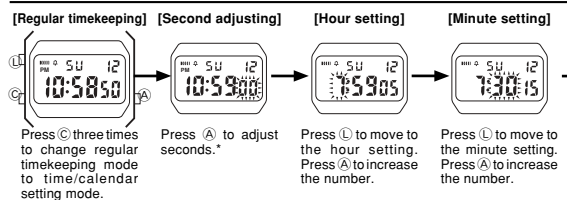


*If the **C** button is pressed, the watch reverts to the regular timekeeping mode. (Quick digit advance) When the **A** button is pressed for more than 2 seconds, the digit advances quickly. When released, the digit advance will stop.

[On or off setting of daily alarm and time signal]



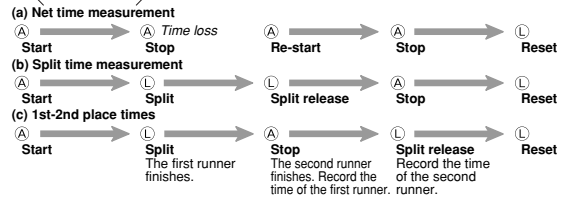
Setting time and calendar



*Precise time can be maintained by correcting the seconds once a month on a time signal from a radio, TV, telephone, etc. (Quick digit advance) When the **A** button is pressed for more than 2 seconds, the digit advances quickly. When released, the digit advance will stop.

Stopwatch operation

A signal confirms start/stop operation. (Working range) The stopwatch display is limited to 59 minutes 59.99 seconds, for longer times reset and start again.



IMPORTANT: Setting sequence MUST BE FOLLOWED when making any new setting.

Specifications

Accuracy at normal temperature: ±30 seconds a month
 Display capacity:
 • Regular timekeeping mode
 Hour, minute, second, am/pm, date and day
 Calendar system: Auto-calendar set at 28 days for February
 • Daily alarm mode
 • Hourly time signal function
 • Stopwatch mode
 Measuring capacity: 59 minutes 59.99 seconds
 Measuring unit: 1/100th of a second
 Measuring modes: Normal time, net time, split time and 1st-2nd place times
 Battery:
 One lithium battery (type: CR-2016 — except Module 1271/BR-2020 — Module 1271 only)
 Approx. 7 years operation on type CR-2016 (except Module 1271) / 10 years on type BR-2020 (Module 1271 only). [assuming alarm operation for 20 sec./day and one light operation for 1 sec./day]
NOTE: THERE IS NO WAY unit components can be damaged or malfunction, due to misoperation of buttons. If confusing information appears on the display it means entry sequence was incorrect. Please read the manual and try again.