

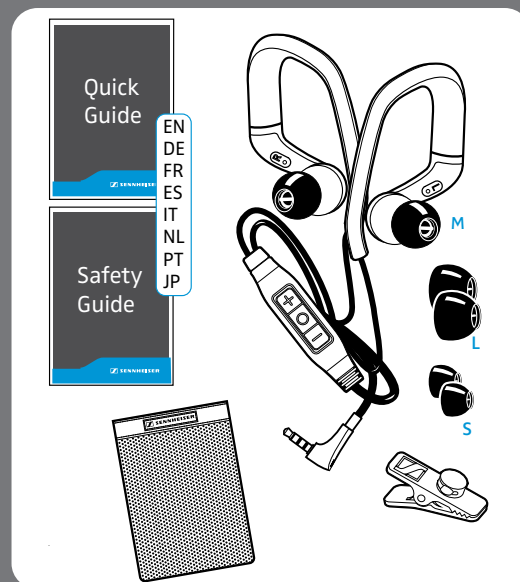
OCX 686G SPORTS



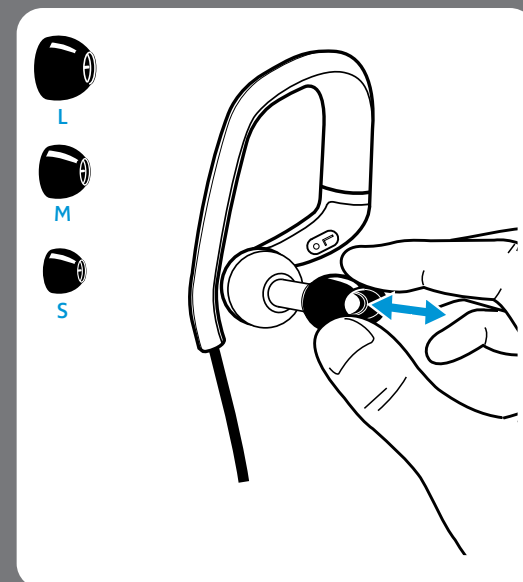
SENNHEISER

Quick Guide
Kurzanleitung
Guide rapide
Instrucciones resumidas
Guida rapida
Beknopte handleiding
Guida rápido
クイックガイド

Package includes | Lieferumfang | Contenu de la livraison | Contenido del paquete | Il pacchetto include | Inclusief verpakking | O pacote inclui | パッケージに同梱されている品目



Selecting and changing ear adaptors | Ohradapter auswählen | Sélectionner et changer les adaptateurs d'oreille | Elegir los adaptadores para los oídos | Scelta dei gommini | De ooradapter selecteren | Escolher o adaptador auricular | イヤーアダプターを選択する



Inserting ear canal phones | Einsetzen des Ohrkanalhörers | Mise en place du casque intra-auriculaire | Colocación de los auriculares intra-aurales | Inserimento delle cuffie in-ear | Oortelefoons (In ear) aanbrengen | Inserir auriculares de canal auditivo | カナル型イヤホンの挿入



Specifications and Accessories | Technische Daten und Zubehör | Caractéristiques techniques et Accessoires | Especificaciones técnicas y accesorios | Dati tecnici e accessori | Technische specificaties en toebehoren | Dados técnicos e acessórios | 技術データとアクセサリ



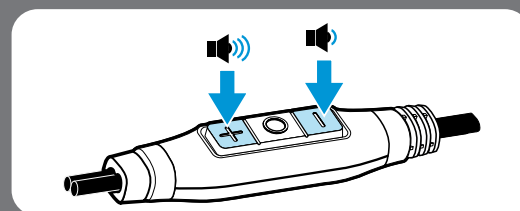
www.sennheiser.com

SENNHEISER

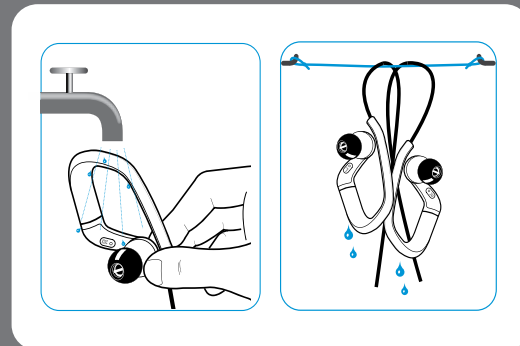
Sennheiser electronic GmbH & Co. KG
Am Labor 1, 30900 Wedemark, Germany
www.sennheiser.com

Printed in China, Publ. 06/15, 558214/A03

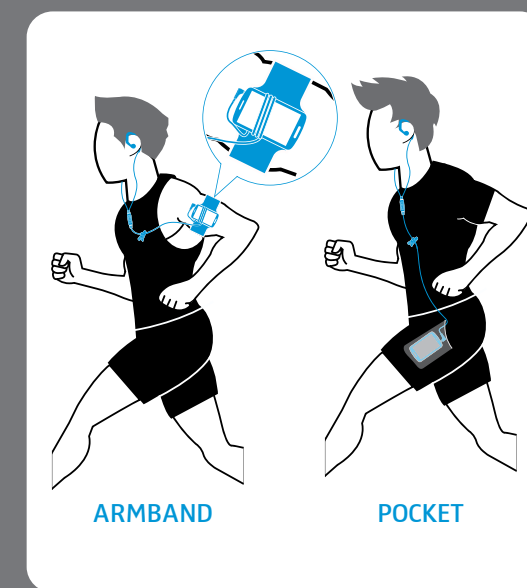
Adjusting the volume | Lautstärke einstellen | Régler le volume | Ajustar el volumen | Impostazione del volume | Volume instellen | Ajustar o volume | 音量を設定する



Washing and cleaning | Reinigen | Lavage et nettoyage | Lavado y limpieza | Lavaggio e pulizia | Reiniging en onderhoud | Lavar e limpar | 洗浄と清掃



Managing the cable length | Regulieren der Kabellänge | Réglage de la longueur du câble | Ajuste de la longitud del cable | Gestione della lunghezza del cavo | De kabellengte instellen | Gerir o comprimento do cabo | コードの長さ調節



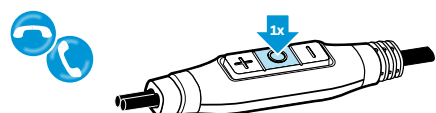
Minimizing cable bounce and structure borne noise | Reduzieren der Kabelbewegung und des Körperschalls | Réduction des mouvements du câble et du bruit solidien | Reducción del rebote del cable y ruido estructural | Riduzione del ritorno del cavo e del rumore strutturale | Minimaliseren springende kabel en contact geluid | Minimizar a ondulação do cabo e o ruído da estrutura | コードの跳ね回りや固体伝搬ノイズの最小化



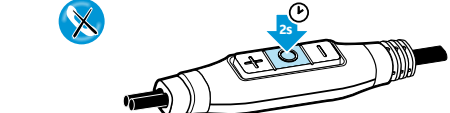
One or more of these control functions may not work on your Samsung Galaxy device. Please check the user guide of your device for more information. | Einzelne Funktionen sind möglicherweise nicht auf Ihrem Samsung Galaxy-Modell verfügbar. Weitere Informationen finden Sie in der Bedienungsanleitung des Geräts. | Une ou plusieurs de ces fonctions de commande

sont susceptibles de ne pas fonctionner sur votre appareil Samsung Galaxy. Veuillez consulter le guide utilisateur de votre appareil pour plus d'informations. | Es posible que una o más de estas funciones de control no funcionen en su dispositivo Samsung Galaxy. Consulte las instrucciones de uso de su dispositivo para más información. | È possibile che una o più funzioni di controllo non funzionino sul dispositivo Samsung Galaxy. Consultare il manuale utente del dispositivo per ulteriori informazioni. | Eén of meerdere van deze bedieningsfuncties kunnen mogelijk niet op uw Samsung Galaxy toestel functioneren. Lees a.u.b. voor meer informatie de bedieningsinstructies van uw toestel. | Uma ou várias destas funções de controlo poderão não funcionar no seu dispositivo Samsung Galaxy. Para mais informações, consulte o manual do utilizador do seu dispositivo. | これらコントロール機能の一部は、ご使用のSamsung Galaxy機器では作動しない場合があります。詳細については、ご使用の機器のユーザーガイドをご確認ください。

Call functions | Anruffunktionen | Fonctions d'appel | Funciones de llamada | Funzioni di chiamata | Telefoon-functies | Funções de chamadas | 通話機能




To accept/end a call | Anruf annehmen/beenden | Prendre/terminer un appel | Contestar/ finalizar llamada | Accettare/Terminare una chiamata | Gesprek aannemen/beëindigen | Atender/ terminar chamada | 通話を受ける/終了する

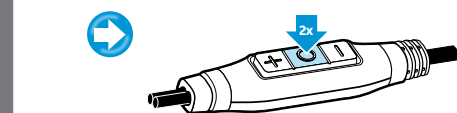


To reject a call | Anruf ablehnen | Rejeter un appel | Rechazar llamada | Rifiutare una chiamata | Gesprek niet aannemen | Rejeitar chamada | 通話を拒否する

Music functions | Musikfunktionen | Fonctions musicales | Funciones de música | Funzioni musicali | Muziek-functies | Funções de música | ミュージック機能



To play/pause the song | Titelabspielen/anhaltend | Lecture/pause du morceau | Reproducir/parar título | Riprodurre/interrompere una traccia | Nummer afspelen/stoppen | Reproduzir/parar faixa | タイトルを再生/一時停止します



To play the next song | Nächsten Titel abspielen | Morceau suivant | Reproducir título siguiente | Riprodurre la traccia successiva | Volgende nummer afspelen | Reproduzir a faixa seguinte | 次のタイトルを再生します

Samsung, Galaxy S, Galaxy Note, Exynos, Samsung Link, S Pen and HD Super AMOLED are trademarks of Samsung Electronics Co., Ltd. SteriTouch is a registered trademark of SteriTouch Ltd.

Biocidal Products Regulation Information

(1) This product contains biocidal products. (2) This product contains silver phosphate glass as an antimicrobial agent to control the growth of microbes. (3) This product does not contain nanomaterials. (4) The active component is registered with the EPA (Reg. No. 73148-3) as a preservative to inhibit odors and protect products from staining and discoloration caused by molds, mildew or bacteria. (5) Antimicrobial protection is limited to the treated article and does not protect users or others against bacteria, viruses or other disease-causing organisms. (6) The technology used on the article is not a substitute for good hygiene and/or cleaning practices.

OCX 686G SPORTS

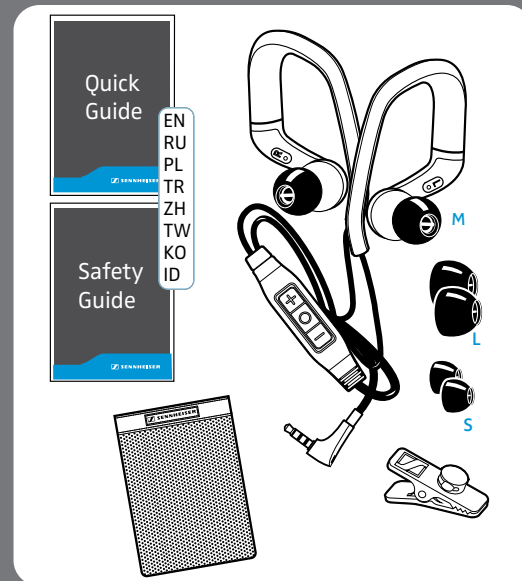


Quick Guide

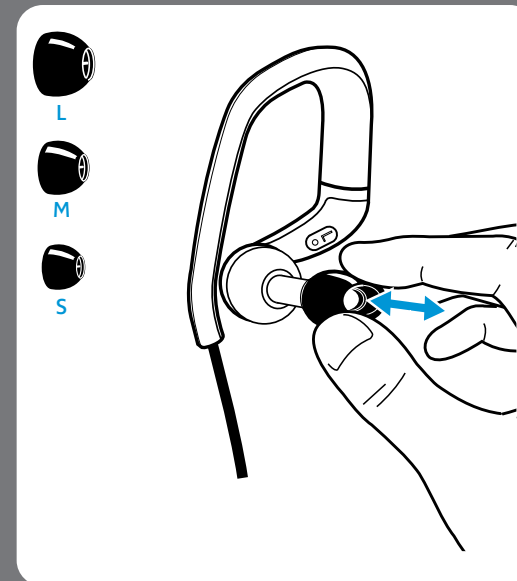
Краткая инструкция
Krótka instrukcja obsługi
Hızlı Kılavuz
快速指南
빠른 안내서
Panduan ringkas

SENNHEISER

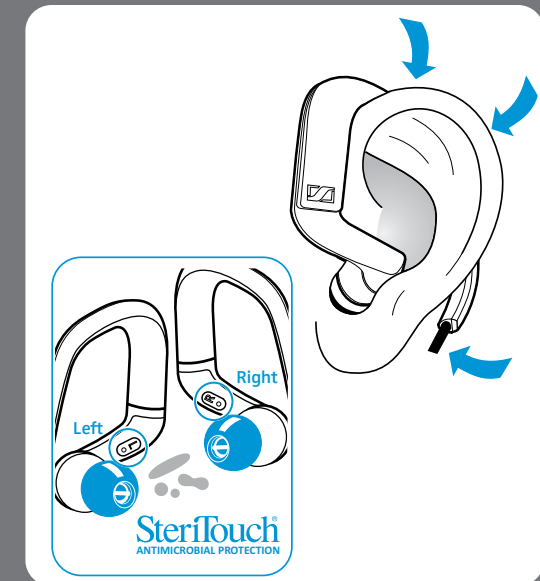
Package includes | Комплектация | Należy do zakresu dostawy | Paketin içindekiler | 套装包括 | 套装包括 | 포장 내용물 | Isi kemasan



Selecting and changing ear adaptors | Выбор вкладышей | Dobór wkładek dousznych | Kulak adaptorünü seçin | 选择耳塞套 | 選擇耳墊 | 이어 어댑터 선택 | Memilih Adaptor Telinga



Inserting ear canal phones | Применение вставных наушников | Wkładanie słuchawek dokanałowych | Kulak kanalı kulaklarını yerleştirme | 耳道式耳机 | 耳道式耳機 | 이어 커널 폰 삽입 | Memasukkan ear canal phones



Specifications and Accessories | Технические характеристики и аксессуары | Dane techniczne i akcesoria | Teknik Veriler ve Aksesuarlar | 技术参数和附件 | 技術參數和附件 | 제품 사양 및 액세서리 | Data Teknis dan Aksesori



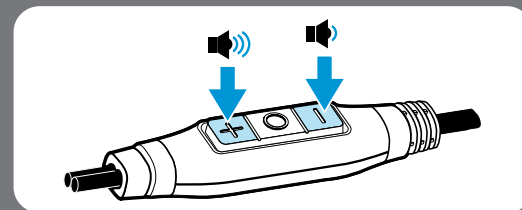
www.sennheiser.com

SENNHEISER

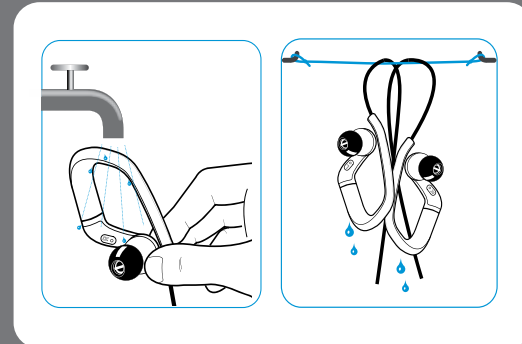
Sennheiser electronic GmbH & Co. KG
Am Labor 1, 30900 Wedemark, Germany
www.sennheiser.com

Printed in China, Publ. 06/15, 558214/A03

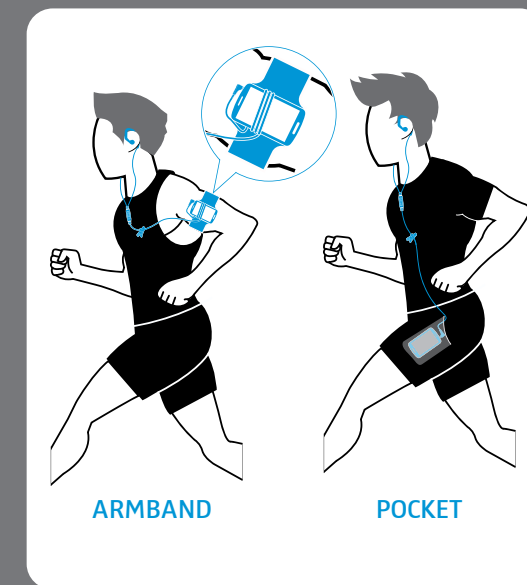
Adjusting the volume | Регулировка громкости звука | Regulacja głośności | Ses şiddetinin ayarlanması | 调节音量 | 調整音量 | 볼륨 조절하기 | Mengatur Volume Suara



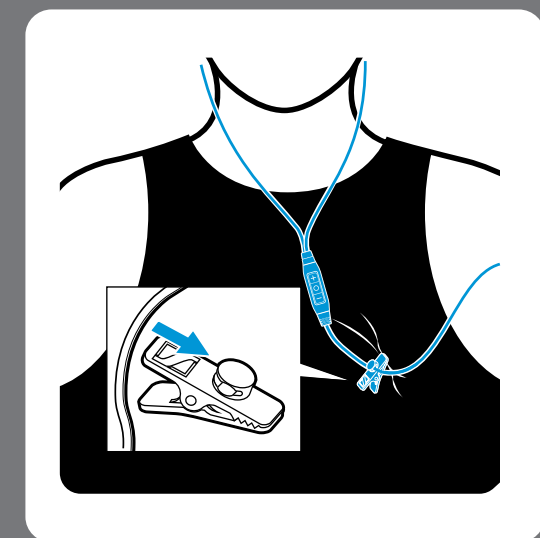
Washing and cleaning | Чистка и уход | Mycie i czyszczenie | Yıkama ve temizleme | 清洗和清洁 | 清洗與清潔 | 세척 및 세정 | Mencuci dan membersihkan



Managing the cable length | Регулировка длины кабеля | Dostosowanie długości kabli | Kablo uzunluğunu yönetme | 管理线缆长度 | 管理纜線長度 | 케이블 길이 관리 | Mengelola panjang kabel



Minimizing cable bounce and structure borne noise | Снижение кабельного дребезга и конструктивного шума | Minimalizacja zakłóceń dźwięku związanych z odbiciem kabla oraz hałasu strukturalnego | Kablo çarpmasını ve strüktürel gürültüyü en aza indirme | 尽量降低线缆的反弹性能及结构产生的噪音 | 儘量降低線纜的反弹性能及結構產生的噪音 | 케이블 바운스 및 고체음 최소화 | Meminimalkan pantulan kabel dan derau bawaan



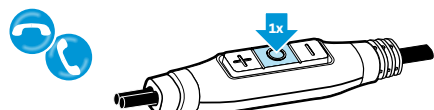
One or more of these control functions may not work on your Samsung Galaxy device. Please check the user guide of your device for more information. | Некоторые функции управления могут быть недоступны с устройством Samsung Galaxy. Подробнее смотрите инструкцию по эксплуатации устройства.

Jedna lub kilka z wymienionych funkcji może nie działać w przypadku urządzenia Samsung Galaxy. Proszę zapoznać się z podręcznikiem użytkownika urządzenia w celu uzyskania dodatkowych informacji. | Bu kontrol işlevlerinden birini veya birkaçını Samsung Galaxy telefonunuzda kullanmak mümkün

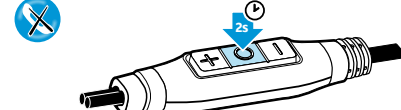
olmayabilir. Ek bilgi için cihazınızın kullanıcı kılavuzuna başvurun. | 一个或多个此类控制功能可能不适用于您的 Samsung Galaxy 设备。请查阅设备的用户指南，以获取更多信息。 | 一個或多個此類控制功能可能不適用於您的 Samsung Galaxy 設備。請查閱設備的使用者手冊，以瞭解更多資訊。 | 하나 이상의 제어 기능이

삼성 갤럭시 기기에서 작동하지 않을 수 있습니다. 자세한 사항은 기기의 사용자 설명서를 확인하십시오. | Beberapa fungsi kontrol mungkin tidak bekerja pada perangkat Samsung Galaxy Anda. Silakan lihat petunjuk pengguna perangkat Anda untuk mendapatkan informasi lebih lanjut.

Call functions | Функции телефона | Funkcje połączeń telefonicznych | Çağrı işlevleri | 呼叫功能 | 呼叫功能 | 통화 기능 | Fungsi panggilan




To accept/end a call | Прием/завершение вызова | Odbieranie / kończenie połączenia | Çağrı kabul et/sonlandır | 接听/挂断来电 | 接聽或結束來電 | 전화 받기/종료 | Menerima/ Mengakhiri Panggilan

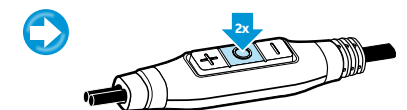


To reject a call | Отклонение вызова | Odrzucanie połączenia | Çağrıyı geri çevir | 拒绝来电 | 拒絕來電 | 전화 거부 | Menolak Panggilan

Music functions | Функции прослушивания музыки | Funkcje odtwarzania muzyki | Müzik işlevleri | 音乐功能 | 音樂功能 | 음악 기능 | Fungsi musik



To play/pause the song | воспроизведение/приостановка воспроизведения произведения | Odtwarzanie / zatrzymanie utworu | Parçayı oynat/duraklat | 播放曲目/暂停 | 播放曲目 / 暫停 | 곡 재생/정지하기 | Memutar/menghentikan trek



To play the next song | воспроизведение следующего произведения | Odtwarzanie następnego utworu | Sonraki parçayı oynat | 播放下一个曲目 | 播放下一個曲目 | 다음 곡 재생하기 | Memutar trek berikutnya

Samsung, Galaxy S, Galaxy Note, Exynos, Samsung Link, S Pen and HD Super AMOLED are trademarks of Samsung Electronics Co., Ltd. SteriTouch is a registered trademark of SteriTouch Ltd.

Biocidal Products Regulation Information

(1) This product contains biocidal products. (2) This product contains silver phosphate glass as an antimicrobial agent to control the growth of microbes. (3) This product does not contain nanomaterials. (4) The active component is registered with the EPA (Reg. No. 73148-3) as a preservative to inhibit odors and protect products from staining and discoloration caused by molds, mildew or bacteria. (5) Antimicrobial protection is limited to the treated article and does not protect users or others against bacteria, viruses or other disease-causing organisms. (6) The technology used on the article is not a substitute for good hygiene and/or cleaning practices.