WIRELESS SPEAKER

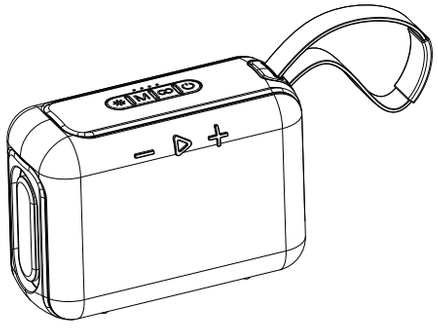

使用说明

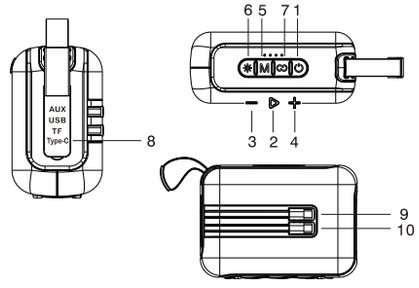

1. ⏻：长按为开关机转换。
2. ▷：单击为暂停与播放的转换；在BT或TWS时双击为回拨最近一个通话号码；在FM模式时双击为自动搜索存台。
3. —：单击为向上选曲；长按为减小音量。
4. ＋：单击为向下选曲；长按为加大音量。
5. M：模式按钮用于模式转换(蓝牙、TF卡、USB、AUX)。
6. ❋：短按切换灯光模式，长按关闭灯光。
7. ∞：短按为TWS搜索，连接成功时有提示音。
8.充电：用DC 5V电源适配器与所配数据线插入对应的接口，音箱白灯亮起开始充电，充满电后白灯常亮。
9.Type-C充电线：5V-1.5A
10.Type-C充电线：5V-1.5A

产品参数

蓝 牙 名：BO-11S
材　　料：ABS+包布+硅胶
产品颜色：黑 红 蓝 紫
控制方式：软开关
喇叭规格：52mm*1
输出功率：8W
充电电压：DC 5V
工作电压：DC 3.7V
电池容量：4500mAh
播放功能：FM-BT-TWS-TF-AUX-RGB
输入灵敏度：400mv
分 离 度：≥90db
信 噪 比：≥80db
蓝牙版本：5.3
蓝牙接收距离：15m
播放时长：2-5H
充电时长：3-4H
包装配件：说明书+数据线
裸机尺寸：140*100*60mm

WIRELESS SPEAKER

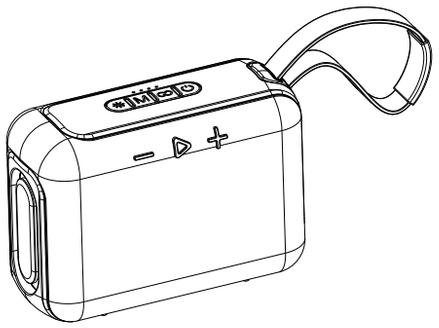

使用说明

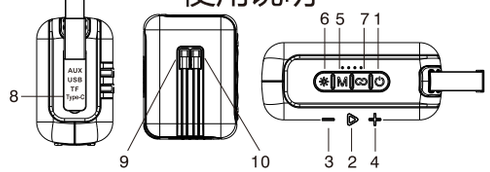

1. ⏻ : Long press to switch between on and off.
2. ▷ : Click to switch between pause and play; double-click while in BT or TWS mode to dial the last called number; double-click in FM mode to automatically search for the saved programs.
3. — : Click to select song up; Long press to reduce the volume.
4. ＋ : Click to select song downward; Long press to increase the volume.
5. M : The mode button is used for mode switching (Bluetooth, TF card, USB, AUX).
6. ❋ : Press briefly to switch the lighting mode, press for a long time to turn off the lights.
7. ∞ : Press briefly to initiate TWS search. A notification sound will be played when the connection is successful.
8.Charging: Insert the DC 5V power adapter and the included cable into the corresponding interface. The white light on the speaker will turn on and start charging. Once fully charged, the white light will remain on constantly.
9.Type-C Charging cable：5V-1.5A
10.Type-C Charging cable：5V-1.5A

Product parameter

Wireless name：BO-11S
material：ABS+Wrapping cloth+Silicone gel
Product color：Black,Red,Blue,Purple
Control mode：Soft switch
Horn size：52mm*1
Output power：8W
Charging voltage：DC 5V
Operating voltage：DC 3.7V
Battery capacity：4500mAh
Play function：FM-BT-TWS-TF-AUX-RGB
Input sensitivity：400mv
Degrees of separation：≥90db
Signal to noise ratio：≥80db
Wireless version：Jerry 5.3
Wireless receiving range：15m
Running time：2-5H
Charging time：3-4H
Packaging accessories：manual+data line
Bare machine size：140*100*60mm

FCC Statement

This device complies with part 15 of the FCC rules. Operation is subject to the following two conditions: (1) this device may not cause harmful interference, and (2) this device must accept any interference received, including interference that may cause undesired operation.

Changes or modifications not expressly approved by the party responsible for compliance could void the user's authority to operate the equipment.

NOTE: This equipment has been tested and found to comply with the limits for a Class B digital device, pursuant to part 15 of the FCC Rules. These limits are designed to provide reasonable protection against harmful interference in a residential installation. This equipment generates uses and can radiate radio frequency energy and, if not installed and used in accordance with the instructions, may cause harmful interference to radio communications. However, there is no guarantee that interference will not occur in a particular installation. If this equipment does cause harmful interference to radio or television reception, which can be determined by turning the equipment off and on, the user is encouraged to try to correct the interference by one or more of the following measures:

- Reorient or relocate the receiving antenna.
- Increase the separation between the equipment and receiver.
- Connect the equipment into an outlet on a circuit different from that to which the receiver is connected.
- Consult the dealer or an experienced radio/TV technician for help.

The device has been evaluated to meet general RF exposure requirement. The device can be used in portable exposure condition without restriction.