



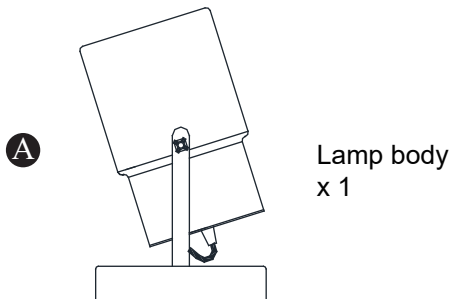
**Questions, problems, missing parts?**

Before returning to your retailer, call our customer service at 1-800-390-4576  
Monday – Friday 8:00 a.m. – 5:00 p.m. CST.

## PACKAGE CONTENTS



## PART CONTENTS Note: Part not shown actual size.



## **⚠ SAFETY INFORMATION**

### **READ AND SAVE THESE INSTRUCTIONS.**

Please read and understand this entire manual before attempting to assemble, operate or install the product.

### **WARNING**

- This portable lamp has a polarized plug (one blade is wider than the other) as a safety feature to reduce the risk of electric shock. The plug will fit in a polarized outlet only one way. If it does not fit fully in the outlet, reverse the plug. If it still does not fit, contact a qualified electrician. NEVER use with an extension cord unless the plug can be fully inserted. DO NOT alter the plug.
- To reduce the risk of electric shock, DO NOT use the product if power cord is frayed or broken.
- DO NOT use bulbs having a wattage greater than the maximum value stated on the fixture. The use of bulbs with higher wattage than specified will increase temperatures and risk of fire.

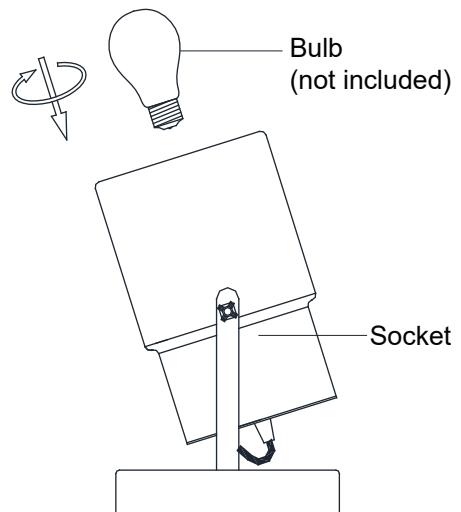
## **PREPARATION**

Before beginning assembly, installation or operation of product, make sure all parts are present. Compare parts with package contents list and diagram on previous page. If any part is missing or damaged, do not attempt to assemble, install or operate the product. Contact customer service for replacement parts.

## **ASSEMBLY INSTRUCTIONS**

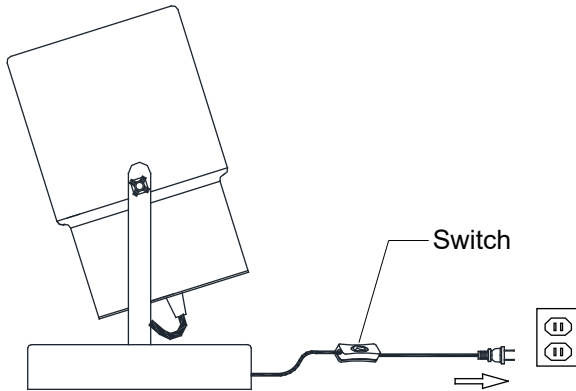
No Tools Required for Assembly.

1. Install a 120V, 60HZ, 40-watt max. medium base type A bulb (not included) into the socket of the light lamp.



## ASSEMBLY INSTRUCTIONS (CONTINUED)

2. Plug the power cord into an outlet and turn on at the switch.



## CARE AND MAINTENANCE

- To clean, turn off and wipe with a damp, non-abrasive cloth.

## TROUBLESHOOTING

### 1) The light does not come on at all:

- a) Make sure the lamp is plugged into outlet and power supply is ON.
- b) Make sure the bulb is installed correctly.
- c) Replace defective bulb with same type of bulb.

**If unable to fix any of the above issues, please consult a certified electrician.**

**FIVE-YEAR LIMITED WARRANTY:** If, during normal use, this PATRIOT LIGHTING® lighting fixture breaks or fails due to a defect in material and workmanship within five (5) years from the date of original purchase, simply bring this lighting fixture with the original sales receipt back to your nearest MENARDS® retail store. At its discretion, PATRIOT LIGHTING® agrees to have the product or any defective part(s) repaired or replaced with the same or similar PATRIOT LIGHTING® product or part free of charge, within the stated warranty period, when returned by the original purchaser with original sales receipt. This warranty: (1) excludes expendable parts including but not limited to light bulbs; (2) does not cover damage that has resulted from abuse or misuse; and (3) does not cover any losses, labor, injuries to persons/property or costs. This warranty does give you specific legal rights and you may have other rights, which vary from state to state.



### Questions, problems, missing parts?

Before returning to your retailer, call our customer service at 1-800-390-4576  
Monday – Friday 8:00 a.m. – 5:00 p.m. CST.