材质：70G双胶纸
折叠尺寸：96*96mm
风琴折

折叠后此面为封面

刀模线

折痕线

ATK GEAR

USER GUIDE
用户指南

QUICK START

ATK Blazing Sky X1 Air User Manual

Models:
ATK 烈空 X1 Air 大师版+ / ATK Blazing Sky X1 Air Ultimate+
制造商：深圳意义之思科技有限公司
Manufacturer: Shenzhen Yizhita Technology Co., Ltd.

01 按键和配件说明 / Introduction / 紹介 / 소개

1. Type-C口
   Type-C Port
   Type-C インタフェース
   Type-C 인터페이스
2. 鼠标左键
   Left Mouse Button
   マウスの左ボタン
   마우스 왼쪽 버튼
3. 鼠标右键
   Right Mouse Button
   マウスの右ボタン
   마우스 오른쪽 버튼
4. 滚轮
   Scroll Wheel
   マウスホイール
   마우스 휠
5. LED 指示灯
   LED Indicato
   LEDインジケータ
   LED 표시등

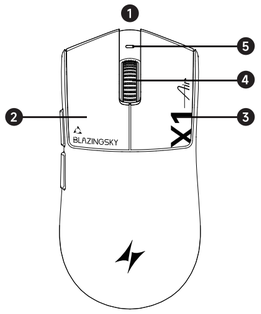

6. 前进侧键
   Forward Button
   前進側キー
   전진 측면 키
7. 后退侧键
   Back Button
   後退側キー
   뒤로 측면 키
8. 数据线
   Cable
   データ線
   데이터 케이블

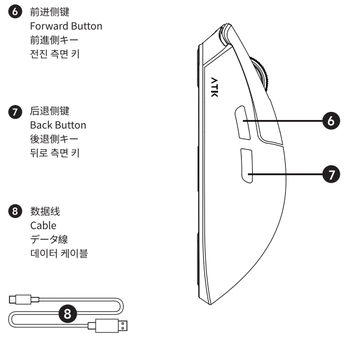

9. 脚贴区
   Feet
   フィート
   피트
10. 光学传感器
    Optical Sensor
    光センサ
    광학 센서
11. 无线开关
    Power Switch
    電源スイッチ
    전원 스위치
12. GEM 8K 接收器
    GEM 8K Dongle
    GEM 8K ドングル
    GEM 8K 수신기

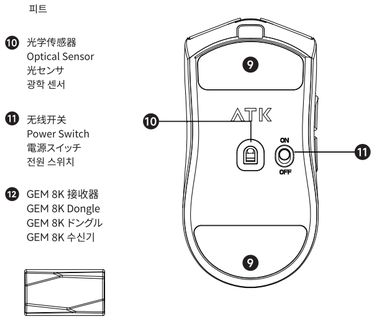

02 快速开始 / Quick Start / クイックスタート 빠른 시작

1. 充电/有线使用 Charge / Wired Mode 充電/有線モード 충전 / 유선 모드

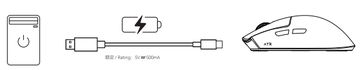

2. 无线使用 / Wireless Mode / ワイヤレスモード / 무선 모드

1).

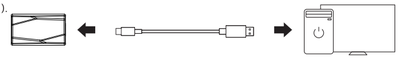

2).

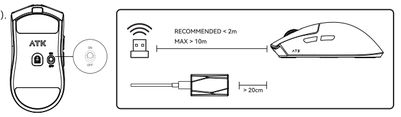

03 DPI调节 / DPI Set / DPI設定 / DPI 튜닝

长按前进键+后退键 3秒，切换DPI / Holding the forward + backward for 3s to switch DPI. / 前進と後退を3秒間長押しすると、DPIが切り替わります / 앞으로 키와 뒤로 키를 3초간 길게 누르면 DPI가 전환됩니다

红灯 / Red / 赤 / 빨강	400DPI
绿灯 / Green / グリーン / 그린	800DPI
蓝灯 / Blue / 青 / 파란색	1600DPI
紫灯 / Purple / パープル / 보라색	3200DPI

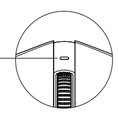

ATK 烈空 X1 Air 大师版+

更多DPI设置需要使用驱动修改，支持1～50000 DPI之间的设置 / The DPI can be set between 1 to 50000 DPI by software. / DPIは、ソフトウェアを介して 1～50000 DPIの間に設定することができる / DPI는 소프트웨어를 통해 1 에서 50000 DPI 사이를 설정할 수 있습니다

04 回报率设置 / Polling Rate Set / ポーリングレート 設定 / 수익률 설정

可通过驱动直接修改回报率 / Set the rate by software / ソフトウェアを使用して速度を設定します / 소프트웨어를 통해 속도를 설정합니다

05 电量状态指示 / Battery Indication / 電力量状態指示 / 전력 상태 표시

1) 指示灯红灯闪烁：电量小于20%，请充电 / Blinking In Red: 20%Battery, please charge / 赤色点滅：20%バッテリ. 充電してください / 빨간색 깜박임: 20% 배터리 충전
2) 指示灯黄灯闪烁：充电中 / Blinking In Yellow: Charging / 黄色点滅：充電 / 노란색 깜박임: 충전
3) 指示灯常亮：充电完成，恢复至绿色 / Staying in Green: Charging completed / 緑のまま：充電完了 /녹색 유지: 충전 완료

FCC Warning
15.19 Labeling requirements.
This device complies with part 15 of the FCC Rules. Operation is subject to the following two conditions: (1) This device may not cause harmful interference, and (2) this device must accept any interference received, including interference that may cause undesired operation.
15.21 Information to user.
Any Changes or modifications not expressly approved by the party responsible for compliance could void the user's authority to operate the equipment.
15.105 Information to the user.
Note: This equipment has been tested and found to comply with the limits for a Class B digital device, pursuant to part 15 of the FCC Rules. These limits are designed to provide reasonable protection against harmful interference in a residential installation. This equipment generates uses and can radiate radio frequency energy and, if not installed and used in accordance with the instructions, may cause harmful interference to radio communications.

However, there is no guarantee that interference will not occur in a particular installation. If this equipment does cause harmful interference to radio or television reception, which can be determined by turning the equipment off and on, the user is encouraged to try to correct the interference by one or more of the following measures:
-Reorient or relocate the receiving antenna.
-Increase the separation between the equipment and receiver.
-Connect the equipment into an outlet on a circuit different from that to which the receiver is connected.
-Consult the dealer or an experienced radio/TV technician for help.
FCC RF Radiation Exposure Statement:
1.This Transmitter must not be co-located or operating in conjunction with any other antenna or transmitter.
2.This equipment complies with RF radiation exposure limits set forth for an uncontrolled environment.

驱动下载
Software Download
ソフトウェアのダウンロード
소프트웨어 다운로드
ATKGEAR.COM

Li-ion
Removal Instruction for Battery Recycling

本说明书仅供参考，产品信息可能因更新，技术进步等原因发生变化。用户可通过官网或电子说明书等渠道获取最新信息并按其操作。本说明书旨在为用户提供操作指南，如有疑问，请联系客户服务。因操作不当或未按要求进行维护保养导致的产品损坏，本公司不承担责任。最终解释权归公司所有 / This manual is for reference only. Product information may change due to updates or technology improvements. Please refer to the official website or electronic manual for the latest information. For any questions, contact customer service. The company is not responsible for damage caused by improper use or lack of maintenance. The company reserves the right of final interpretation / 本マニュアルは参考用です。製品情報は、更新や技術進歩により変更されることがあります。最新情報は公式ウェブサイトまたは電子マニュアルで確認し、指示に従って操作してください。本マニュアルは使用ガイドとして提供されています。質問があれば、カスタマーサポートにお問い合わせください。誤った操作や必要なメンテナンスを行わないことによる製品の損傷について、当社は責任を負いません。最終的な解釈権は当社に帰属します / 이 매뉴얼은 참고용입니다. 제품 정보는 업데이트나 기술 발전에 따라 변할 수 있습니다. 최신 정보는 공식 웹사이트나 전자 매뉴얼을 통해 확인하고 제공된 지침에 따라 사용하십시오. 이 매뉴얼은 사용법 안내하는 목적으로 제공됩니다. 질문이 있으면 고객 서비스에 문의하십시오. 부적절한 사용이나 유지 관리 부족으로 제품 손상에 대해서는 회사가 책임지지 않습니다. 최종 해석권은 회사에 있습니다.

物料品号P/N：	ATK 烈空 X1 Air 系列 轻量化无线鼠标包材			版本Version：	V2.0	设计Designer：	许田	日期Date： 2026.07.16
物料名称Description：	鼠标说明书					审核Reviewed by：	刘淑丽	日期Date： 2026.07.16
允许公差Tolerance：	±1	单位Unit：	MM	比例Drawing scale：	1:1	批准Approved by：	胡宗淮	日期Date： 2026.07.16

超级智体 SUPERINTELLI