



Allergic Rhinitis Reliever

User Manual

REF AN-6016

Content

Introduction	3
Contents and display indicators	4
Intended use	5
Package contents	6
Contraindication	6
Product description	6
Specifications	7
Notice	8
Setup and operating procedures	10
1. Battery loading	10
2. Operating instructions	11
Troubleshooting	12
Maintenance	13
Explanation of symbols on unit	14
Warranty information	16
Electromagnetic compatibility information	16

Introduction

Millions of people suffer from allergic rhinitis and / or hayfever. The suffering is often a lot worse in the summer months due the presence of pollen and sufferers can become desperate to relieve the symptoms of their allergies.

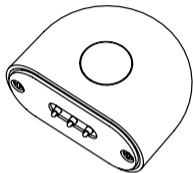
The Kinetik Wellbeing Allergic Rhinitis Reliever is an innovative and effective treatment for the relief of those irritating symptoms associated with allergic rhinitis like watery eyes, runny nose and sneezing. It is safe, quick and easy to use and some people may feel an improvement after just a few treatments.

These symptoms above are caused by the body's reaction to allergens. When the body comes into contact with allergens (e.g. pollen, dust pet hair), it produces increased amounts of antibodies which cause certain cells to release histamine. It is histamine that triggers the symptoms of allergic rhinitis and /or hayfever.

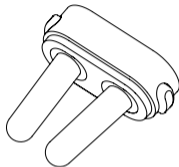
The Kinetik Wellbeing Allergic Rhinitis Reliever works by using phototherapy of two different wavelengths. One wavelength will produce small quantities of heat to promotes increased blood flow and circulation and the second wavelength (red light therapy) suppresses the cells that release histamine and reduces inflammation, thereby relieving the irritating symptoms of allergic rhinitis.

The Kinetik Wellbeing Allergic Rhinitis Reliever can be used alone or alongside your normal allergy medication.

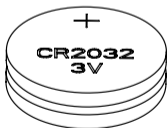
Contents and display indicators



1. Reliever



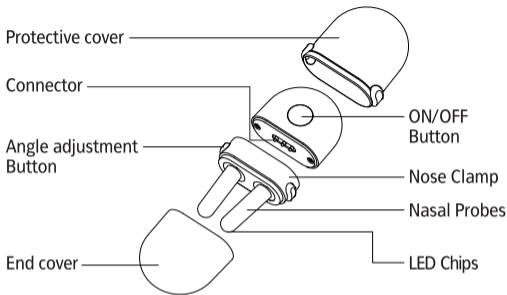
2. Nose Clamp



3. Battery



4. Operation Guide



Note: The pictures in the manual are for reference only.

Intended use

The Allergic Rhinitis Reliever is an innovative and effective treatment for the relief of those irritating symptoms associated with allergic rhinitis like watery eyes, runny nose and sneezing.

Package Contents

- 1 x Reliever
- 2 x batteries
- 1 x Protective cover
- 2 x Nose Clamp
- 1 x Operation Guide

Contraindication

The device is safe for all people, with the following exceptions or the people who are receiving physiotherapy.

- 1) Keep the device out of the reach of children.
- 2) Not suitable for use with a pacemaker or other implanted medical devices.
- 3) Not suitable for persons with Nasal Polyposis, sensitive skin in the nose or with poor circulation.

Product Description

The AN-6016 is battery operated, which works by using phototherapy of two different wavelengths, such as 652 nm (red light) & 940 nm (infrared light). Only one button to turn on or turn off the unit, it is very easy to use and portable.

The AN-6016 corresponds to the below standards:

EC 60601-1 Edition 3.1 2012-08/EN 60601-1 :2006/A1 :2013 (Medical electrical equipment – Part 1: General requirements for basic safety and essential performance).

IEC60601-1-2:2014/EN 60601-1-2:2015 (Medical electrical equipment –

Part 1-2: General requirements for basic safety and essential performance -

Collateral standard: Electromagnetic compatibility - Requirements and tests).

Specifications

1. Product name: Kinetik Wellbeing Allergic Rhinitis Reliever
2. Model: AN-6016
3. Technology of Treatment: Dual wavelength phototherapy
4. Illuminate Position: Nostrils
5. Wavelengths used: 652 nm & 940 nm
6. Classification: Internally powered, Type BF applied part, IP22, No AP or APG, Continuous operation
7. Emitting Mode: Continuous Mode
8. Light power: 3mW-6mW
9. Operating Time: Approximately 3 minutes
10. Machine size: Approx. 70mm x 39mm x 17mm
11. Weight: Approx. 21g (exclude batteries)
12. Power source: batteries: 2 x 3V --- CR2032 alkaline

13. Environmental temperature for operation: 15°C - 40°C (59°F - 104°F)
14. Environmental humidity for operation: 30% - 85%RH
15. Environmental temperature for storage and transport: -20°C - 60°C (-4°F - 140°F)
16. Environmental humidity for storage and transport: 30% - 85% RH
17. Environmental pressure: 80kPa - 105kPa
18. Battery life: Approximately 30 uses (3 minutes each use).
19. The applied part can arrived maximum temperature 48°C (118.4°F)

Note: These specifications are subject to change without notice.

Notice

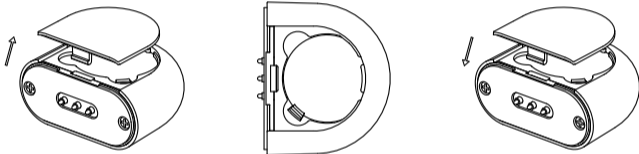
1. Read all of the information in the operation guide and any other literature in the box before operating the unit.
2. Children under 16 must be supervised by an adult when using this product.
3. Keep out of reach of children.
4. Never look directly at the light, even when using an optical instrument (for example - glasses).
5. Avoid using the device in the vicinity of flammable or anaesthetic gases.
6. Do not use the device if you are connected to, or in the vicinity of high-frequency surgical or industrial equipment.
7. Do not use the device in the direct vicinity of short-wave or microwave equipment.

8. Only Kinetik Wellbeing accessories should be used with the unit.
9. Information regarding potential electromagnetic or other interference between the Rhinitis Reliever and other devices together with advice regarding avoidance of such interference please see part ELECTROMAGNETIC COMPATIBILITY INFORMATION. It is suggested that the blood pressure monitor be kept at least 30 cm away from other wireless devices, such as WLAN unit, microwave oven, etc. It can't be used near active HF SURGICAL EQUIPMENT and the RF shielded room of an ME SYSTEM for magneticresonance imaging, where the intensity of EM DISTURBANCES is high.
10. Please do not share the device with other infective person to avoid cross-infection.
11. Please do not knock down, repair, and rebuild it privately.
12. Use of controls or adjustments or performance of procedures other than those specified herein may result in hazardous radiation exposure.
13. If there is unexpected operation or event, please contact the local distributor or the factory.
14. Don't twine the cables around you body, it may cause strangulation.
15. Swallowing batteries and/or battery fluid can be extremely dangerous. Keep the batteries and the unit out of the reach of children and disabled persons.
16. If you are allergic to plastic, please don't use this device.
17. The patient is an intended operator.

Setup and Operating Procedures

1. Battery Loading

- a. Open battery cover at the back of the device.
- b. Load CR2302 batteries. Please pay attention to polarity.
- c. Close the battery cover.



When the buzzer sounds 5 times in a row, replace all batteries with new ones.

Remove the batteries if the device will not be used for a month or more to avoid relevant damage of battery leakage.

Rechargeable batteries are not suitable for this device.


Please do not mix use new and old batteries or different type of batteries.


Please do not throw battery into fire.



Avoid the battery fluid to get in your eyes. If it should get in your eyes,

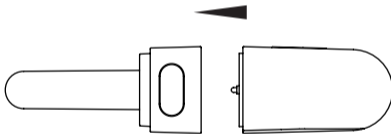
immediately rinse with plenty of clean water and contact a physician.

 Make sure the battery cover is intact and not damaged before installing the battery.

 *The device and the batteries must be disposed of according to local regulations at the end of their usage.*

2. Operating Instructions

1) Suction nose clamp to the reliever.



- 2) Insert the two nasal probes into the nose as far as is comfortably possible.
- 3) Press the ON/OFF button once to turn the unit on. The buzzer sound once and the two wavelengths are activated.
- 4) One treatment cycle lasts for approximately 3 minutes. The unit will automatically turn off after the treatment cycle is over. If you need to turn the unit off during

treatment, press the ON/OFF button.

- 5) The Kinetik Wellbeing Allergic Rhinitis Reliever can be used three to four times per day. Allow five to six hours between each treatment.


Note: If you feel any discomfort or pain at any time during treatment, turn the unit off and stop use immediately. Consult your provider for advice.




Troubleshooting

Problems	Cause	Solution
Can not turn on the Device	Batteries are not installed or low power.	Install or change the batteries as necessary.
	Batteries are not installed correctly.	Check batteries are inserted correctly. Re-insert batteries observing the correct polarity.
	Did not press the "ON/OFF" button.	Press the "ON/OFF" button again.

At the sound of the buzzer, the two treatment lights do not light up or one lights up.	The nose clamp does not fit properly into the reliever.	Suction nose clamp to the reliever again.
Shut off after hearing the buzzer for 5 times.	Low battery.	Replace with new batteries.

Maintenance

1.  Remove the batteries if the device will not be used for a month or more to avoid relevant damage of battery leakage.
2. This product is not waterproof. Do not clean with any liquid cleaner.
3. To clean the unit, use a damp cloth to wipe the surface and nasal probes. Do not allow any liquid to enter the main unit. Do a cleaning after each use is suggested.
4. No component can be maintained by user in the device. The circuit diagrams, component part lists, descriptions, or other information which will assist the user's appropriately qualified technical personnel to repair those parts of equipment which are designated repairably can be supplied by us.

5. The apparatus and the nasal probes can maintain the safety and performance characteristics three years.
6.  Do not modify this equipment without authorization of the manufacturer.
7.  Not servicing/maintenance while the monitor is in use.
8.  Avoid high temperature and solarization. Do not immerse the monitor in water as this will result in damage to the monitor.
9. The monitor requires 6 hours to warm from the minimum storage temperature between uses until the monitor is ready for its INTENDED USE when the ambient temperature is 20°C.
10. The monitor requires 6 hours to cool from the maximum storage temperature between uses until the monitor is ready for its INTENDED USE when the ambient temperature is 20°C.

Explanation of symbols on unit



Symbol for " THE OPERATION GUIDE MUST BE READ "
(The sign background colour: blue. The sign graphical symbol: white)



Symbol for "WARNING"



Symbol for "TYPE BF APPLIED PARTS"
(The nasal probes is type BF applied part)



Symbol for "ENVIRONMENT PROTECTION — Waste electrical products should not be disposed of with household waste. Please recycle where facilities exist. Check with your local Authority or retailer for recycling advice".



Symbol for "MANUFACTURER"

CE 0197

Symbol for "COMPILES WITH MDD93/42/EEC REQUIREMENTS"



Symbol for "DATE OF MANUFACTURE"



Symbol for "EUROPEAN REPRESENTATION"



Symbol for "SERIAL NUMBER"

IP22

The first characteristic numeral symbol for "Degrees of protection against access to hazardous parts and against solid foreign objects". The second characteristic numeral symbol for "Degrees of protection against ingress of water"

Warranty information

Only charge the cost of components and transport.

  iHealthLabs Europe SAS
36 Rue de Ponthieu, 75008, Paris, France

 ANDON HEALTH CO., LTD.
No. 3 Jin Ping Street, Ya An Road, Nankai District, Tianjin 300190, China.
Tel: 86-22-87611660

Electromagnetic compatibility information

Table 1 - Emission

Phenomenon	Compliance	Electromagnetic environment
RF emissions	CISPR 11 Group 1, Class B	Home healthcare environment
Harmonic distortion	IEC 61000-3-2 Class A	Home healthcare environment
Voltage fluctuations and flicker	IEC 61000-3-3 Compliance	Home healthcare environment

Table 2 - Enclosure Port

Phenomenon	Basic EMC standard	Immunity test levels
		Home Healthcare Environment
Electrostatic Discharge	IEC 61000-4-2	±8 kV contact ±2kV, ±4kV, ±8kV, ±15kV air
Radiated RF EM field	IEC 61000-4-3	10V/m 80MHz-2.7GHz 80% AM at 1kHz
Proximity fields from RF wireless communications equipment	IEC 61000-4-3	Refer to table 3
Rated power frequency magnetic fields	IEC 61000-4-8	30A/m 50Hz or 60Hz

Table 3 - Proximity fields from RF wireless communications equipment

Test	Band	Immunity test levels
frequency (MHz)	(MHz)	Professional healthcare facility environment
385	380-390	Pulse modulation 18Hz, 27V/m
450	430-470	FM, ± 5 kHz deviation, 1kHz sine, 28V/m
710	704-787	Pulse modulation 217Hz, 9V/m
745		
780		
810	800-960	Pulse modulation 18Hz, 28V/m
870		
930		
1720	1700-1990	Pulse modulation 217Hz, 28V/m
1845		
1970		
2450	2400-2570	Pulse modulation 217Hz, 28V/m
5240	5100-5800	Pulse modulation 217Hz, 9V/m
5500		
5785		