

Two-Note Surface-Mounted Door Chimes

PLANNING

- Your NuTone Door Chime is designed for two-door operation.
- If the home is multiple-level or large ranch style, two or more chimes should be used to provide adequate coverage.
- Handle the door chime carefully, as you would any precision instrument.

WIRING

BE SURE HOUSE POWER IS TURNED OFF WHEN WIRING THE TRANSFORMER. WIRING CONNECTIONS MUST COMPLY WITH LOCAL OR NATIONAL WIRING CODES.

- For a single installation, use NuTone Model 515T or 101T Transformer.
- For two or more chimes, use NuTone Model 105T or 301T Transformer.

NOTE: When fastening chime wiring to wall studs and ceiling joists, care must be taken to avoid possible “shorts” that might be created by allowing staples or clips to cut through the protective wiring insulation.

Refer to Figure 1. Mount the transformer to a convenient junction box (attic location is not recommended) or circuit breaker box. Connect house power leads to transformer leads – black to black and white to white.

Refer to Figure 2 for single chime installation or to Figure 3 for multiple chime installation. Run 2 conductor 18-22 gauge wire from transformer and the pushbutton(s) to chime location(s). Bring the wires through the wiring hole in the chime baseplate(s) and fasten the baseplate(s) to the wall through the mounting holes with the screws provided. Connect the transformer and the pushbutton wires to the chime terminal board(s).

NOTE: Upon completion of installation, if the chime does not operate properly, check the pushbutton(s) for poor contact or loose connections. Be certain wires are not touching the tone bars.

TUBE INSTALLATION (When applicable)

Refer to Figure 4. Hang tubes onto hanger bracket hooks so that the longest tube is at the left and the shortest at the right.

MOUNTING COVER

Install the chime cover over the baseplate.

MAINTENANCE INSTRUCTIONS

If chime plungers should ever become “sluggish” in their movement, clean plungers with a nonflammable cleaning fluid and wipe dry.

CAUTION: NEVER OIL CHIME PLUNGERS.

REPLACEMENT PARTS OR SERVICE

Contact your local Authorized NuTone Parts Outlet or Service Center. If you are unable to locate the facility, write NuTone Inc., 4820 Red Bank Road, Cincinnati, Ohio 45227-1599. Attention: Department of National Field Service.

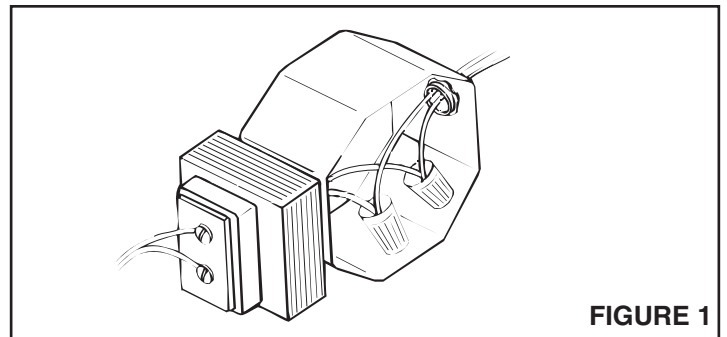


FIGURE 1

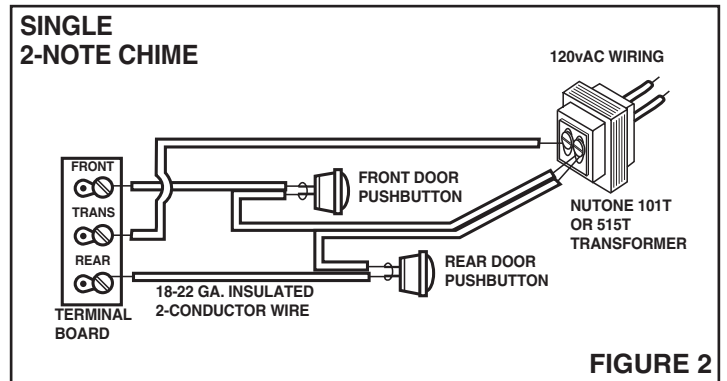


FIGURE 2

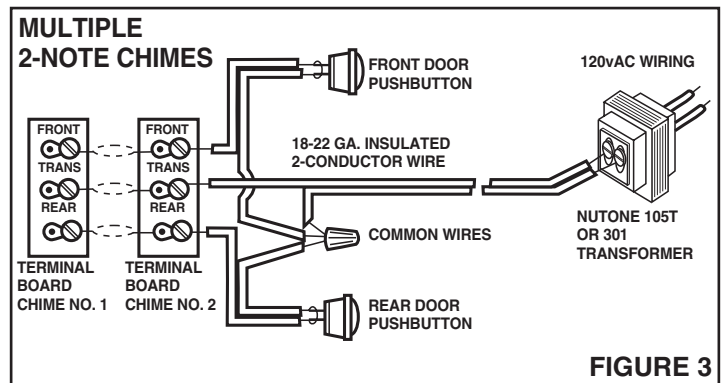


FIGURE 3

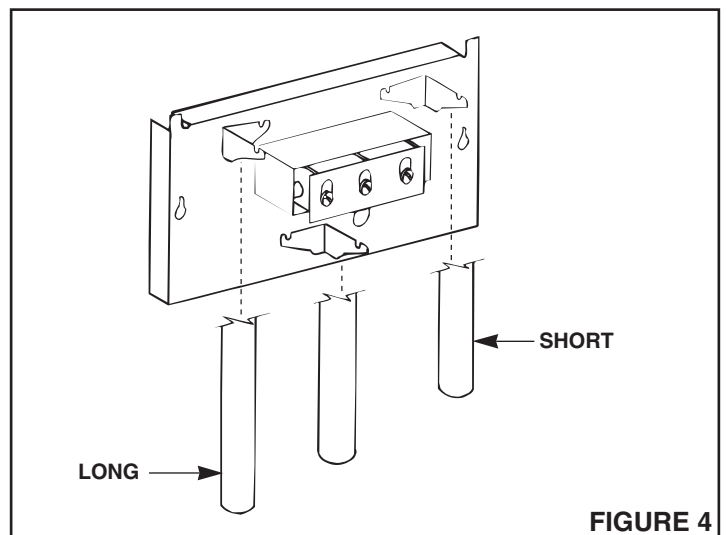


FIGURE 4

NuTone®

One Year Limited Warranty

WARRANTY OWNER: NuTone warrants to the original consumer purchaser of its products that such products will be free from defects in materials or workmanship for a period of one (1) year from the date of original purchase. **THERE ARE NO OTHER WARRANTIES, EXPRESS OR IMPLIED, INCLUDING, BUT NOT LIMITED TO, IMPLIED WARRANTIES OF MERCHANTABILITY OR FITNESS FOR A PARTICULAR PURPOSE.**

During this one year period, NuTone will, at its option, repair or replace, without charge, any product or part which is found to be defective under normal use and service. **THIS WARRANTY DOES NOT EXTEND TO FLUORESCENT LAMP STARTERS OR TUBES, FILTERS, DUCT, ROOF CAPS, WALL CAPS AND OTHER ACCESSORIES FOR DUCTING.** This warranty does not cover (a) normal maintenance and service or (b) any products or parts which have been subject to misuse, negligence, accident, improper maintenance or repair (other than by NuTone), faulty installation or installation contrary to recommended installation instructions.

The duration of any implied warranty is limited to the one year period as specified for the express warranty. Some states do not allow limitation on how long an implied warranty lasts, so the above limitation may not apply to you.

NUTONE'S OBLIGATION TO REPAIR OR REPLACE, AT NUTONE'S OPTION, SHALL BE THE PURCHASER'S SOLE AND EXCLUSIVE REMEDY UNDER THIS WARRANTY. NUTONE SHALL NOT BE LIABLE FOR INCIDENTAL, CONSEQUENTIAL OR SPECIAL DAMAGES ARISING OUT OF OR IN CONNECTION WITH PRODUCT USE OR PERFORMANCE. Some states do not allow the exclusion or limitation of incidental or consequential damages, so the above limitation or exclusion may not apply to you. This warranty gives you specific legal rights, and you may also have other rights, which vary from state to state. This warranty supersedes all prior warranties.

WARRANTY SERVICE: To qualify for warranty service, you must (a) notify NuTone at the address stated below or telephone 1/800-543-8687, (b) give the model number and part identification and (c) describe the nature of any defect in the product or part. At the time of requesting warranty service, you must present evidence of the original purchase date.

Date of Installation

Builder or Installer

Model No. and Product Description

IF YOU NEED ASSISTANCE OR SERVICE:

For the location of your nearest NuTone Independent Authorized Service Center:

Residents of the contiguous United States Dial Free 1-800-543-8687

Please be prepared to provide:

Product model number • Date and Proof of purchase • The nature of the difficulty

Residents of Alaska or Hawaii should write to: NuTone Inc. Attn: Department of National Field Service, 4820 Red Bank Road, Cincinnati Ohio 45227-1599.

Residents of Canada should write to: Broan-NuTone Canada, 1140 Tristar Drive, Mississauga, Ontario, Canada L5T 1H9.

Rev. 03/2001