

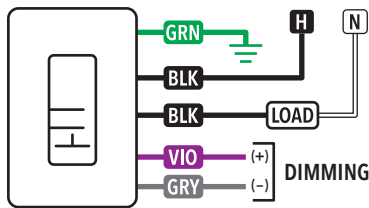
Wall Switch

Wiring Diagrams

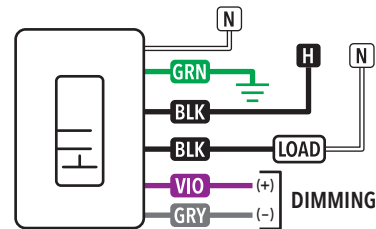


Dimming Wall Switch Wiring Diagrams

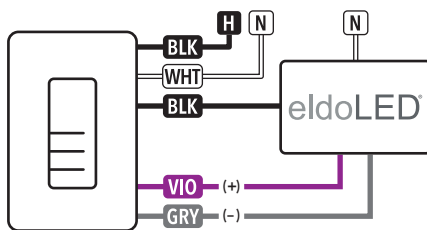
WSX D & SPODRMD – WIRING TO GROUND (NO NEUTRAL)



WSX D & SPODMRD – WIRING TO NEUTRAL



WSX EZ D WIRING TO GROUND (NO NEUTRAL)



NOTE:

1. Relay remains closed
2. Load BLK wire driver hot

WIRE KEY

120/277 VAC WIRING

BLK - Line/Load Miswire Protected

347 VAC WIRING (-347 Option)

RED wires replace **BLK** wires.

0-10 VDC

VIO - Low Voltage Dim Output (0-10 VDC)

GRY - Low Voltage Common

Per NEC requirements, the 0-10V violet and gray wires must be installed as Class One.

The 0-10V control wires must not exceed 250 ft (76 m) in length and must be sized at no less than 20AWG.

