A700S
英文版说明书

A700S

Bluetooth over-ear headphones

User Guide & Warranty Card

User Manual

A700s Headphones × 1

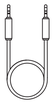

3.5mm Audio Cable×1

Type-C Charging Cable × 1

User Manual & Warranty Card × 1

Power On / Off

Power On: Press and hold multifunction key for 3 seconds, white light flashes.
Power Off: Press and hold the Multi-Function Button for 3 seconds. The LED indicator will flash red 3 times

Bluetooth Connection

Initial Connection When powered on, the headphones automatically enter pairing mode. Turn on your device's Bluetooth and search for available devices, keeping the headphones within 1 meter of your device. Select "LK-A700s" from the list to pair. A confirmation tone will sound once pairing is successful.

*If the headphones have been previously paired with a device, they will automatically reconnect to the last connected device when powered on again.

Music Playback

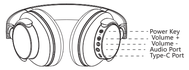

Play / Pause:Press the power button once

Previous Track: Press and hold the Volume – button

Next Track: Press and hold the Volume + button

Volume Up: Single-press the Volume + buttoh.

Volume Down: Single-press the Volume – button.

Additional Functions

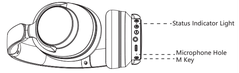

Answer: Short press the Power key.

End Call: Single-press Power key.

Reject Call: Press and hold Power key for 2 seconds.

Enter/Exit SD card Mode: Press the M key.

BATTERY INFORMATION

Your device has an internal, non-removable, rechargeable battery. Do not attempt to remove the battery, as you may damage the device. The battery can be charged and discharged hundreds of times, but it will eventually wear out. Charging time can vary depending on device capability.

BATTERY SAFETY

- If left unused, a fully charged battery will lose its charge over time. Always keep the battery between 0°and 35° (32°F and 95°F) for optimal performance.
- Extreme temperatures reduce the capacity and lifetime of the battery. A device may temporarily stop working if its battery is too hot or too cold.
- Do not dispose of batteries in a fire as they may explode. Obey local regulations. Recycle when possible. Do not dispose of it as household waste.
- Use the battery for its intended purpose only. Improper use of, or use of unapproved or incompatible, batteries may present a risk of fire explosion, or other hazards, and may invalidate any approval or warranty.
- If you believe the battery is damaged, take it to a service center or your local shop before continuing to use it. Never use a damaged battery.
- Do not charge your device during a lightning storm.
- DON'T attempt to remove the rechargeable lithium-ion battery from this product. Contact your local Urbanista retailer or other qualified professional for removal.

AUX Mode

AUX Connection (Optional)
Insert the AUX cable (sold separately) into the AUX port. The headphones will automatically enter AUX mode.
Note: If the AUX cable is inserted while the headphones are powered on, they will automatically shut down.

Charging the Headphones

Use the supplied Type-C charging cable to connect the headphones to a power source. The headphones will power off automatically during charging.

•Charging in progress: Solid red LED

•Fully charged: Red LED turns off

Low Battery Alert:
When the battery level drops below 10 %,A low-battery alarm sounds every two minutes, and the red LED flashes every two seconds.until the headphones are charged.

Factory Reset

Powered on & disconnected: Hold Volume+ and Volume- for 4s to factory reset.

Charging Instructions

When the headset is low on power, it will broadcast the voice prompt "Battery low", and the indicator light flashes red once every two seconds.
Please charge the headset with the original matching charging cable.
The indicator light stays solid red during charging and turns off once fully charged.

FCC STATEMENT:

This device complies with Part 15 of the FCC Rules. Operation is subject to the following two conditions: (1) This device may not cause harmful interference, and (2) this device must accept any interference received, including interference that may cause undesired operation.
NOTE 1: This equipment has been tested and found to comply with the limits for a Class B digital device, pursuant to part 15 of the FCC Rules. These limits are designed to provide reasonable protection against harmful interference in a residential installation. This equipment generates, uses and can radiate radio frequency energy and, if not installed and used in accordance with the instructions, may cause harmful interference to radio communications. However, there is no guarantee that interference will not occur in a particular installation. If this equipment does cause harmful interference to radio or television reception, which can be determined by turning the equipment off and on, the user is encouraged to try to correct the interference by one or more of the following measures:
• Reorient or relocate the receiving antenna.
• Increase the separation between the equipment and receiver.
• Connect the equipment into an outlet on a circuit different from that to which the receiver is connected.
• Consult the dealer or an experienced radio/TV technician for help.
NOTE 2: Any changes or modifications to this unit not expressly approved by the party responsible for compliance could void the user's authority to operate the equipment.
The device has been evaluated to meet general RF exposure requirement. The device can be used in portable exposure condition without restriction.

https://www.lkaudio.com

IMPORTANT SAFETY INSTRUCTIONS-CAREFULLY

- Retain this manual for future reference. It contains important safety and operating information.
- Read all instructions before using the product and follow all safety warnings.
- This product is not intended for use by children or persons with reduced physical, sensory, or mental capabilities unless properly supervised.
- Do not allow children to play with the product.
- Do not expose the product to fire or excessive heat.
- Do not use or store the product in environments with extreme temperatures, moisture, or humidity.
- Do not use the product if it has been dropped, damaged, or is not operating normally.
- Do not disassemble, modify, or attempt to repair the product. Doing so may cause injury or damage.
- Do not crush, puncture, throw, or apply excessive force to the product.
- Keep the product away from flammable or explosive materials.
- The built-in battery is not user-replaceable.
- Do not open the product or attempt to replace the battery.
- Charge the product only with the provided or specified charging cable and a certified power source.
- Do not charge the product near heat sources or in high-temperature environments.
- If the product becomes excessively hot, emits an unusual odor, or shows abnormal behavior, stop using it immediately and disconnect from the power source.
- Use this product only for its intended purpose and in accordance with this manual.
- LK shall not be liable for damage or injury resulting from misuse, unauthorized modification, improper battery use, or operation outside recommended conditions.
- Dispose of the product and batteries in compliance with local environmental and electronic waste regulations.
- Thank you for purchasing LK Hybrid Active Noise Cancelling Headphones. Please read this User Manual thoroughly before use of the product and retain it for future reference. If you have any problem using this product, please contact us by the email address provided on the back cover of the manual.

FCC WARNING

This device complies with part 15 of the FCC Rules. Operation is subject to the following two conditions: (1) This device may not cause harmful interference, and (2) this device must accept any interference received, including interference that may cause undesired operation.

FCC warning:

Any Changes or modifications not expressly approved by the party responsible for compliance could void the user's authority to operate the equipment.

Note: This equipment has been tested and found to comply with the limits for a Class B digital device, pursuant to part 15 of the FCC Rules. These limits are designed to provide reasonable protection against harmful interference in a residential installation. This equipment generates uses and can radiate radio frequency energy and, if not installed and used in accordance with the instructions, may cause harmful interference to radio communications. However, there is no guarantee that interference will not occur in a particular installation. If this equipment does cause harmful interference to radio or television reception, which can be determined by turning the equipment off and on, the user is encouraged to try to correct the interference by one or more of the following measures:
-Reorient or relocate the receiving antenna.
-Increase the separation between the equipment and receiver.
-Connect the equipment into an outlet on a circuit different from that to which the receiver is connected.
-Consult the dealer or an experienced radio/TV technician for help.

The device has been evaluated to meet general RF exposure requirement. The device can be used in portable exposure condition without restriction.

Correct Disposal of This Product

(Waste Electrical& Electronic Equipment)
This Marking shown on the product or its literature, indicate that it should not be disposed with other household wastes at the end of its working life. To prevent possible harm to the environment or human health from uncontrolled waste disposal, please separate this from other types of wastes and recycle it responsibly to promote the sustainable reuse of material resources. Household user should contact either the retailer where they purchased this product, or their local government office, for details of where and how they can take this item for environmentally safe recycling. Business users should contact their supplier and check the terms and conditions of the purchase contact. This product should not be mixed with other commercial wastes for disposal.

Limited 12-Month Warranty

What this warranty covers?
Shenzhenshi Lankechaung Technology Co.,Ltd. (Manufacturer: "Lankechaung") warrants to the original purchaser of this LK product that the product shall be free of defects in design, assembly, material, or workmanship.
What the period of coverage is?
Lankechaung warrants the LK product for 12 months.
What will we do to correct problems?
Lankechaung will repair or replace, at its option, any defective product free of charge (except for shipping charges for the product).
What is not covered by this warranty?
All above warranties are null and void if the LK product is not provided to Lankechaung for inspection upon Lankechaung's request at the sole expense of the purchaser, or if Lankechaung determines that the LK product has been improperly installed, altered in any way, or tampered with. The LK Product Warranty does not protect against acts of God such as flood, earthquake, lightning, war, vandalism, theft, normal-use wear and tear, erosion, depletion, obsolescence, abuse, damage due to low voltage disturbances (e.g. brownouts or sags), non-authorized program, or system equipment modification or alteration.
How to claim the warranty?
For more information, please contact your retailer, visit the LK official website, or reach us via the email address provided on the back cover. To extend the warranty period, please visit LK website and register your LK products within 90 days of purchase.
Disclaimer
Every effort has been made to ensure that the information and procedures in this guide are accurate and complete, no liability can be accepted for any errors or omissions and we reserve the right to make any changes without further notice to any products mentioned herein.

Safety Information Read all instructions carefully before use.

- For your safety, do not use the headphones while driving or cycling.
- This device is not a toy. Children should only use it under adult supervision.
- Keep the device and its accessories out of reach of children to prevent choking hazards.
- Do not listen at high volume for extended periods to avoid hearing damage.
- Use only accessories specified by the manufacturer.
- The device must be serviced by authorized personnel. Do not modify the headphones yourself.
- Do not continue using the device if the charging port is damaged, if liquid or foreign objects have entered the device, or if it has been exposed to rain or moisture.
- This device contains a non-removable battery. Do not attempt to replace it yourself.
- The built-in lithium battery should not be exposed to prolonged direct sunlight (e.g., on a car dashboard or windowsill).
- Keep the device away from heat sources or open flames, such as heaters, microwaves, ovens, water heaters, stoves, or any other high-temperature areas.
- Use the device within a temperature range of 0°-35°. Extremely high or low temperatures may cause malfunction.
- In environments with many 2.4GHz wireless devices, wireless performance may be affected by interference.
- During dry seasons, you may feel a slight tingling sensation when wearing or touching the device. This is caused by static electricity from your body and does not indicate a defect.
- Use only a dry cloth to clean the device.

Environmental Information| Eco-Friendly

List of names and contents of toxic and harmful substances of elements

Toxic and Hazardous Substances / Elements						
Part Name	Lead (Pb)	Mercury (Hg)	Cadmium (Cd)	Hexavalent Chromium (Cr (VI))	Polybrominated Biphenyls (PBB)	Polybrominated Diphenyl Ethers (PBDE)
PCB Assemblies	×	○	○	○	○	○
Magnet	○	○	○	○	○	○
Screw	○	○	○	○	○	○
Enclosure	○	○	○	○	○	○
Speaker Drive	○	○	○	○	○	○
Battery	○	○	○	×	○	○

This table is prepared in accordance with the provisions of SJ/T 11364.

○: Indicates that the content of the toxic or hazardous substance in all homogeneous materials of this component is below the limit requirement specified in GB/T 26572.

×: Indicates that the content of this hazardous substance in at least one homogeneous material of the component exceeds the limit requirement specified in GB/T 26572, and that no mature alternative solution is currently available in the industry.

The number within this mark indicates that the environmental protection use period of the product under normal operating conditions is 10 years.

The number within this mark indicates that the environmental protection use period of the battery under normal operating conditions is 5 years.

After-Sales Service Warranty Card

Username _____

Contact Details _____

Product Return _____

Username _____

Reason _____

_____

_____

_____

生产材料

128G双铜/单色印刷/展开尺寸700*120MM/风琴6折/折叠后尺寸120*100MM/

独立站产品说明书

设计	主管(审核)	项目(审核)	认证(审核)	DQE(审核)	产品经理(审核)	包装设计师(分发)	时间：20260908	深圳市澜科创科技有限公司
							变更记录：	